

TOWN OF WESTERLY  
RHODE ISLAND



# TOWN MANAGER'S ENTERPRISE FUNDS PROPOSED BUDGET F/Y 2026



SHAWN M. LACEY, TOWN MANAGER



# TOWN OF WESTERLY



## *Town Manager's Budget Message*

**TO:** The Honorable Town Council  
Westerly Board of Finance  
**FROM:** Shawn M. Lacey, Town Manager  
**DATE:** April 2, 2025  
**SUBJECT:** Proposed FY 2025-2026 Budget

As required by the Town Charter, Art. III, §3-1-3, I am submitting the Town Manager's Proposed Enterprise Budgets for the 2025-2026 fiscal year.

### *Overview of the of 2025-2026 Proposed Enterprise Budgets*

#### **Water Fund**

Revenue is higher by 25.17% due to infrastructure improvement fees to help support capital improvements needed for the Water department. Personnel expenditures are higher by 5.30%, due to an added Utilities foreman split between Water and Sewer and a Project Engineer split between General Fund, Water and Sewer. Fringe is higher by 15.12% as these costs are attributable to the negotiated pension change and the additional staff expenses. Operating expenses are at a decrease of 8.81%, as no contracts are in negotiations, and contingency is not needed. Capital is higher by 119% to support the increase costs for the vehicle replacement plan and additional capital projects.

#### **Sewer Treatment Plan**

There is a proposed \$0.03 increase in Sewer taxes. The current Sewer rate is \$0.64, the proposed rate is \$0.67. This increase in revenue will help support capital projects for the Sewer department.

The expenditure are higher by 9.24% and 13.19% respectively for staff and fringe costs related to the additional position. Operating is higher due to added improvements and projects.


#### **Transfer Station**

For the fourth year, this organization became an Enterprise Fund as it will not rely on General Fund resources. This budget reflects a 7.11% increase, which allows the Transfer Station current rates to remain the same.

### Next Steps in the Budget Process

Per the Town Charter, the Finance Board shall review the budget and recommend a preliminary budget on or before May 6, 2025, to the Town Council. (HRC, Art. III, §3-1-10). Within 15 days of the receipt of the Water, Sewer and Transfer Station budgets, the Town Council shall make revisions, if necessary. If Council revises any of the budgets, a Public Hearing will be scheduled and held prior to adoption. (HRC, Art. III, §3-1-11)

Respectfully submitted,

A handwritten signature in blue ink, appearing to read 'Shawn M. Lacey', is written over the typed name and title.

Shawn M. Lacey  
Town Manager



## GENERAL GOVERNMENT: WATER AND SEWER DEPARTMENT

### Department Mission Statement

- It is the goal of the Westerly Water Department to provide a safe, consistent, resilient, sustainable, and cost-effective Potable Water System for the residents of the Town of Westerly and Pawcatuck Ct.
- It is the goal of the Westerly Sewer Department to provide a safe, consistent, resilient, sustainable, and cost-effective Wastewater Collection and Treatment System for the residents of the Town of Westerly.

### Functions

The Utility Division has twenty (26) full time employees that perform the water supply and maintenance duties of the Water and Sewer Distribution Systems. Jacobs Engineering is the subcontractor that operates and maintains the Margin Street Wastewater Treatment Facility. The Water System encompasses Twelve (12) Active Wells, Seven (7) Water Pumping Stations, Five (5) Water Storage Tanks, as well as over Two Hundred Miles (200) of Water Transmission Mains. The annual potable water production is in excess of 1.2 Billion Gallons. The Wastewater Collection and Treatment System consists of over (66) miles of sewer main, (5) sewerage pumping stations and a Wastewater Treatment facility with a design Capacity of (3.3) Three Million Three Hundred Thousand Gallons per day.

### Staffing

Salaries and allocations of employees *assigned* to this organization:

| Job Class Description                | Head Count | 2025    | 2026    | WATER | SEWER |
|--------------------------------------|------------|---------|---------|-------|-------|
| Director of Public Works – Utilities | 1          | 119,059 | 122,035 | 80%   | 20%   |
| Construction Manager                 | 1          | 85,074  | 87,201  | 55%   | 45%   |
| Pump Room Manager                    | 1          | 85,074  | 87,201  | 100%  |       |
| Utilities Manager                    | 1          | 76,696  | 78,613  | 60%   | 40%   |
| Assistant Construction Manager       | 1          | 75,645  | 77,536  | 100%  |       |
| Water/Sewer Forman                   | 1          |         | 70,213  | 60%   | 40%   |
| Crew Leader                          | 1          | 58,448  | 59,616  | 100%  |       |
| Crew Leader CDL A                    | 1          | 62,275  | 63,521  | 100%  |       |
| Maintenance Specialist               | 4          | 224,474 | 228,963 | 100%  |       |
| Water Plant Operator                 | 2          | 116,438 | 118,767 | 100%  |       |
| Light Equipment Operator CDL A       | 1          | 59,716  | 60,911  | 100%  |       |
| Light Equipment Operator CDL B       | 1          | 57,470  | 58,620  | 100%  |       |
| Heavy Equipment Operator             | 1          | 61,048  | 62,269  | 100%  |       |
| Laborer                              | 4          | 272,168 | 277,611 | 100%  |       |
| Mechanic                             | 1          | 55,364  | 56,472  | 88%   | 12%   |
| Account Clerk III                    | 3          | 127,353 | 129,900 | 74%   | 26%   |
| <b>Total</b>                         | <b>25</b>  |         |         |       |       |



## GENERAL GOVERNMENT: WATER AND SEWER DEPARTMENT

---

### 2024 - 2025 Accomplishments - Water Department

---

- Instituted Safety as a Department Culture
- Created a Career Path/ Succession Plan for Staff
- Modernized Equipment Fleet
- Digitized All Water and Sewer Service Cards
- Continued converting contracts, reports, data and testing to digital files
- Repaired and or Replaced Water Mains and Services ahead of Road Reconstruction Project
- Rehabilitated Four Supply Wells
- Continue to Install Major SCADA PLC Upgrades at Well Pump Stations
- Removed and Replaced Water Main 3,350 LF.
- New Hydrants - Pawcatuck (7 Private) Westerly (0)
- Hydrants Repaired - 9
- New Hydrants - Replaced Older Models (107) - 7
- New Water Services - 13
- Water Services Repaired (Includes Leaks, Curb Stop Replacements) - 57
- Water Main Breaks - 21
- Sewer Service Repairs - 10
- Replace Old Lead Services - 23
- Install New Water Meters -49
- Radio Read R900 replaced - 395
- Water Meters Replaced - 302
- Seasonal Meters Installed and Removed – Installed 423 Removed 403
- Dig Safe Responses - 1233
- Call Before You Dig Responses - 572

### 2025 – 2026 Objectives - Water Department

---

- Maintain Culture of Safety
- Maintain Career Path/ Succession Plan for Staff
- Digitized All Water Hydrant Service Cards
- Digitized All Water Main Maps with GIS
- Continue to Repair and or Replace Water Mains and Services in advance of Road Reconstruction Projects
- Remove and Replace Water Main - Anticipated Three (3) Thousand Feet
- Increase Productivity and Revenue while utilizing current staff and minimizing equipment costs
- Preventative maintenance and upgrades to Water Department buildings
- Preventative maintenance to all pumping stations and equipment
- Renewing 25 Lead Services throughout distribution system
- Provide the public with current water testing information weekly on town's website
- Complete Annual Water Quality Report
- Install/restore phone lines at 7 Well Stations
- Acquire a new online application program to aid with functionality of backflow testing and data collection
- Survey 30,000 linear feet of sewer main for ongoing Sewer Relining Project
- Acquired a 20-year contract extension for Jacobs and received financing for the WWTF Design plan
- Implement a plan for Lead Remediation
- Implement a plan for PFAS Remediation



## GENERAL GOVERNMENT: WATER AND SEWER DEPARTMENT

---

### 2024 – 2025 Accomplishments - Sewer Department

---

- Maintained Safety as a Department Culture
- Maintained a Career Path/ Succession Plan for Staff
- Continuing Pipelining Project for I & I Prevention
- Continued Inspection Program for Residential Infiltration Reduction
- Negotiated Favorable Terms for RI DEM Facility Operating Permit
- WWTF Mechanical Process Upgrades
- WWTF Electrical and IT Upgrades
- Coordinate with property owners to schedule appointments for our sewer service inspection program
- Maintained contracts with outside consultants to continue work with DEM on inflow and infiltration
- Continued converting contracts, reports, data and testing to digital files

### 2025 – 2026 Objectives - Sewer Department

---

- Maintain Safety as a Department Culture
- Maintain Career Path/ Succession Plan for Staff
- Continue Residential Program(s) to Reduce/ Eliminate Illegal Sewer Connections and Reduce Inflow
- Apply for Additional Federal and State Grants for Infrastructure/ Resiliency Projects
- Increase Productivity and Revenue utilizing current staff and minimizing equipment costs.
- Continue Utilizing Digitized Water and Sewer Service Cards on Tablets to Save Time, Money, and Reduce Errors
- Receive Final RI DEM Facility Operating Permit
- Obtain Funding for Wastewater Treatment Facility Improvements necessary to Comply with RI DEM Facility Operating Permit Requirements



**TOWN OF WESTERLY**  
**TOWN MANAGER PROPOSED FY 2026 BUDGET**  
**WATER DEPARTMENT**

For the year July 1, 2025 - June 30, 2026

|                  |                      | 2022               | 2023               | 2024               | 2025               | 2026               | PCT           |
|------------------|----------------------|--------------------|--------------------|--------------------|--------------------|--------------------|---------------|
|                  |                      | ACTUALS            | ACTUALS            | ACTUALS            | REVISED BUDGET     | TOWN MANAGER       | CHANGE        |
| <b>REVENUE</b>   |                      |                    |                    |                    |                    |                    |               |
| 06015150         | 406571               | -                  | (1,124)            | (4,287)            | (300)              | (200)              | -33.33%       |
| 06015150         | 461070               | (4,175,965)        | (5,070,050)        | (5,224,833)        | (5,500,000)        | (5,500,000)        | 0.00%         |
| 06015150         | 461075               | -                  | -                  | -                  | -                  | (1,500,000)        | 100.00%       |
| 06015150         | 461090               | (25,510)           | (57,178)           | (35,658)           | (35,000)           | (35,000)           | 0.00%         |
| 06015150         | 461520               | (54,591)           | (58,567)           | (73,331)           | (55,000)           | (35,000)           | -36.36%       |
| 06015150         | 461550               | (73,840)           | (83,610)           | (93,002)           | (92,900)           | (93,100)           | 0.22%         |
| 06015150         | 461560               | (14,225)           | (20,625)           | (21,750)           | (21,750)           | (22,375)           | 2.87%         |
| 06015150         | 461570               | (21,713)           | (21,677)           | (21,818)           | (21,500)           | (21,500)           | 0.00%         |
| 06015150         | 461580               | (98,339)           | (94,804)           | (94,050)           | (95,000)           | (87,200)           | -8.21%        |
| 06015150         | 464100               | (873)              | (874)              | (876)              | (870)              | -                  | -100.00%      |
| 06015150         | 464160               | (202,159)          | (235,481)          | (207,914)          | (240,000)          | (240,000)          | 0.00%         |
| 06015150         | 464190               | (12,398)           | (25,991)           | (35,849)           | (25,000)           | (25,000)           | 0.00%         |
| 06015150         | 464210               | (4,572)            | (55,335)           | -                  | -                  | -                  | 0.00%         |
| 06015150         | 464221               | (2,762)            | -                  | -                  | -                  | -                  | 0.00%         |
| 06015150         | 481490               | (60,400)           | (86,150)           | (110,200)          | -                  | (60,000)           | 0.00%         |
| 06015150         | 499999               | (36,360)           | (0)                | (0)                | -                  | -                  | 0.00%         |
|                  | <b>TOTAL REVENUE</b> | <b>(4,783,706)</b> | <b>(5,811,467)</b> | <b>(6,323,811)</b> | <b>(6,087,320)</b> | <b>(7,619,375)</b> | <b>25.17%</b> |
| <b>PERSONNEL</b> |                      |                    |                    |                    |                    |                    |               |
| 06015150         | 500100               | 28,709             | 44,146             | 44,952             | 45,768             | 46,912             | 2.50%         |
| 06015150         | 500102               | 9,460              | 10,320             | 10,320             | 18,450             | 18,450             | 0.00%         |
| 06015150         | 500105               | 6,624              | 8,450              | 8,788              | 9,097              | 9,325              | 2.50%         |
| 06015150         | 500108               | -                  | 15,853             | 28,350             | 28,892             | 29,614             | 2.50%         |
| 06015150         | 500109               | -                  | -                  | 8,056              | 30,678             | 31,445             | 2.50%         |
| 06015150         | 500130               | 13,280             | 7,212              | 9,983              | 13,838             | 14,183             | 2.50%         |
| 06015150         | 500132               | 912                | 8,673              | 9,194              | 8,400              | 8,610              | 2.50%         |
| 06015150         | 500140               | 15,616             | 15,981             | 16,291             | 16,599             | 17,014             | 2.50%         |
| 06015150         | 500160               | 106,902            | 95,917             | 94,293             | 95,247             | 97,628             | 2.50%         |
| 06015150         | 500181               | 10,375             | 11,365             | 11,597             | 12,157             | 12,460             | 2.50%         |
| 06015150         | 500200               | 18,813             | 17,662             | 18,983             | 19,111             | 19,589             | 2.50%         |
| 06015150         | 500210               | 13,528             | 14,205             | 14,217             | 14,573             | 14,937             | 2.50%         |
| 06015150         | 500215               | 10,731             | 10,071             | 4,635              | 3,075              | 3,152              | 2.50%         |
| 06015150         | 500240               | 6,863              | 5,599              | 7,895              | 8,171              | 8,375              | 2.50%         |
| 06015150         | 500290               | 43,376             | 45,133             | 46,007             | 46,791             | 47,961             | 2.50%         |

**TOWN OF WESTERLY**  
**TOWN MANAGER PROPOSED FY 2026 BUDGET**  
**WATER DEPARTMENT**

For the year July 1, 2025 - June 30, 2026

|                        |        | 2022             | 2023             | 2024             | 2025             | 2026             | PCT          |
|------------------------|--------|------------------|------------------|------------------|------------------|------------------|--------------|
|                        |        | ACTUALS          | ACTUALS          | ACTUALS          | REVISED BUDGET   | TOWN MANAGER     | CHANGE       |
| 06015150               | 500291 | 67,932           | 59,054           | 74,450           | 75,645           | 77,536           | 2.50%        |
| 06015150               | 500685 | -                | -                | -                | -                | 42,128           | 100.00%      |
| 06015150               | 500300 | 74,034           | 107,714          | 86,842           | 85,074           | 87,201           | 2.50%        |
| 06015150               | 500305 | -                | -                | -                | -                | 11,250           | 100.00%      |
| 06015150               | 500310 | 23,646           | 20,264           | 20,911           | 21,301           | 21,833           | 2.50%        |
| 06015150               | 500312 | 13,777           | 17,155           | 16,647           | 18,110           | 18,563           | 2.50%        |
| 06015150               | 500330 | 1,634            | 18,102           | 23,539           | 24,440           | 25,051           | 2.50%        |
| 06015150               | 500340 | 8,814            | 9,450            | 11,624           | 12,033           | 12,334           | 2.50%        |
| 06015150               | 500360 | 20,397           | 18,867           | 16,500           | 16,913           | 17,335           | 2.50%        |
| 06015150               | 500381 | 10,254           | 11,363           | 12,124           | 12,552           | 12,866           | 2.50%        |
| 06015150               | 500382 | 12,338           | 12,626           | 9,887            | 14,801           | 15,171           | 2.50%        |
| 06015150               | 500400 | 45,676           | 43,075           | 43,215           | 45,162           | 46,293           | 2.50%        |
| 06015150               | 500401 | 10,628           | 9,749            | 11,908           | 14,801           | 15,171           | 2.50%        |
| 06015150               | 500402 | 3,484            | 3,751            | 4,065            | 3,200            | 3,280            | 2.50%        |
| 06015150               | 500405 | 10,521           | 15,647           | 16,922           | 17,528           | 17,966           | 2.50%        |
| 06015150               | 500406 | 2,414            | 6,595            | 2,018            | 2,666            | 2,732            | 2.50%        |
| 06015150               | 500470 | 71,557           | 124,010          | 120,753          | 127,353          | 129,900          | 2.00%        |
| 06015150               | 500590 | 6,964            | 12,222           | -                | -                | -                | 0.00%        |
| 06015150               | 500600 | 109,477          | 111,367          | 120,944          | 120,723          | 123,138          | 2.00%        |
| 06015150               | 500630 | 170,809          | 184,996          | 223,209          | 224,474          | 228,963          | 2.00%        |
| 06015150               | 500640 | 117,455          | 96,440           | 110,169          | 116,438          | 118,767          | 2.00%        |
| 06015150               | 500650 | 56,774           | 47,360           | 60,430           | 61,048           | 62,269           | 2.00%        |
| 06015150               | 500660 | 86,404           | 75,488           | 116,193          | 117,187          | 119,531          | 2.00%        |
| 06015150               | 500680 | 49,334           | 50,405           | 51,655           | 55,364           | 56,472           | 2.00%        |
| 06015150               | 500710 | 87,046           | 146,748          | 267,398          | 272,168          | 277,611          | 2.00%        |
| 06015150               | 501010 | (44,521)         | 29,026           | 24,881           | -                | -                | 0.00%        |
| 06015150               | 501030 | -                | 17,295           | -                | -                | -                | 0.00%        |
| 06015150               | 501040 | 56,840           | 54,372           | 73,591           | 56,000           | 64,000           | 14.29%       |
| 06015150               | 501160 | 7,033            | 8,285            | 9,180            | 9,180            | 9,180            | 0.00%        |
| 06015150               | 511160 | 6,480            | 2,974            | -                | 13,192           | 13,192           | 0.00%        |
| <b>TOTAL PERSONNEL</b> |        | <b>1,372,391</b> | <b>1,624,988</b> | <b>1,862,616</b> | <b>1,908,200</b> | <b>2,009,390</b> | <b>5.30%</b> |
| <b>FRINGE</b>          |        |                  |                  |                  |                  |                  |              |
| 06015150               | 505134 | -                | 64,518           | 65,970           | 76,706           | 81,436           | 6.17%        |
| 06015150               | 505136 | 1,321            | 69,075           | 91,544           | 92,584           | 145,764          | 57.44%       |

**TOWN OF WESTERLY**  
**TOWN MANAGER PROPOSED FY 2026 BUDGET**  
**WATER DEPARTMENT**  
For the year July 1, 2025 - June 30, 2026

|                     |        | 2022           | 2023           | 2024           | 2025           | 2026           | PCT           |
|---------------------|--------|----------------|----------------|----------------|----------------|----------------|---------------|
|                     |        | ACTUALS        | ACTUALS        | ACTUALS        | REVISED BUDGET | TOWN MANAGER   | CHANGE        |
| 06015150            | 502201 | -              | 2,925          | 5,469          | 3,326          | 3,686          | 10.82%        |
| 06015150            | 502209 | 374,771        | 341,685        | 373,642        | 400,712        | 445,871        | 11.27%        |
| 06015150            | 502210 | 109,510        | 119,255        | 133,990        | 140,678        | 154,236        | 9.64%         |
| 06015150            | 502214 | -              | 1,425          | 1,329          | 2,423          | 1,629          | -32.77%       |
| 06015150            | 502215 | 23,471         | 46,818         | 78,170         | 86,293         | 91,770         | 6.35%         |
| 06015150            | 502226 | 500            | -              | -              | -              | -              | 0.00%         |
| 06015150            | 502227 | 379            | 19,456         | 22,074         | 22,264         | 25,298         | 13.63%        |
| <b>TOTAL FRINGE</b> |        | <b>509,952</b> | <b>665,157</b> | <b>772,187</b> | <b>824,985</b> | <b>949,690</b> | <b>15.12%</b> |

**OPERATING EXPENSES**

|          |        |            |            |            |            |            |         |
|----------|--------|------------|------------|------------|------------|------------|---------|
| 06015150 | 502010 | 186.50     | 574.13     | 1,088.00   | 1,000.00   | 1,000.00   | 0.00%   |
| 06015150 | 502020 | -          | 12.00      | -          | 200.00     | 200.00     | 0.00%   |
| 06015150 | 502030 | 470.00     | 429.00     | -          | 500.00     | 500.00     | 0.00%   |
| 06015150 | 502050 | 13,942.29  | 12,864.91  | 12,715.83  | 18,000.00  | 20,000.00  | 11.11%  |
| 06015150 | 502100 | 29,987.25  | 51,932.63  | 11,452.29  | 22,000.00  | 15,000.00  | -31.82% |
| 06015150 | 502180 | 19,229.14  | 16,198.83  | 18,113.85  | 24,000.00  | 24,000.00  | 0.00%   |
| 06015150 | 502200 | 350,839.79 | 377,306.78 | 391,668.63 | 390,000.00 | 400,000.00 | 2.56%   |
| 06015150 | 502300 | 4,249.80   | 5,275.76   | 6,920.64   | 5,500.00   | 7,500.00   | 36.36%  |
| 06015150 | 502500 | 332.25     | 1,419.00   | 1,058.34   | 1,500.00   | 1,500.00   | 0.00%   |
| 06015150 | 502600 | 9,059.62   | 2,467.45   | 935.49     | 7,000.00   | 14,000.00  | 100.00% |
| 06015150 | 502650 | 7,995.64   | 13,340.92  | 9,822.60   | 6,500.00   | 6,500.00   | 0.00%   |
| 06015150 | 502660 | 3,535.10   | 19.99      | 15,000.00  | 10,000.00  | 10,000.00  | 0.00%   |
| 06015150 | 502700 | 22,888.97  | 18,955.78  | 5,272.96   | 25,000.00  | 20,000.00  | -20.00% |
| 06015150 | 502750 | 578.00     | -          | 2,000.02   | 2,000.00   | 2,000.00   | 0.00%   |
| 06015150 | 502760 | 276,473.35 | 323,355.75 | 303,069.85 | 325,000.00 | 325,000.00 | 0.00%   |
| 06015150 | 502765 | 28,597.84  | -          | -          | -          | -          | 0.00%   |
| 06015150 | 502830 | 4,039.62   | 1.60       | 1.60       | -          | -          | 0.00%   |
| 06015150 | 502840 | 118,928.80 | 176,996.74 | 157,558.99 | 180,000.00 | 175,000.00 | -2.78%  |
| 06015150 | 502841 | 129,704.91 | 118,150.21 | 121,437.35 | 130,000.00 | 131,500.00 | 1.15%   |
| 06015150 | 502850 | 56,686.26  | 71,921.30  | 88,613.97  | 96,271.00  | 101,450.38 | 5.38%   |
| 06015150 | 502950 | 9,272.42   | 222.00     | -          | -          | -          | 0.00%   |
| 06015150 | 503020 | 321,775.67 | 489,956.05 | 426,658.07 | 500,000.00 | 450,000.00 | -10.00% |
| 06015150 | 503030 | 549.90     | 1,634.92   | 1,816.97   | 2,200.00   | 3,600.00   | 63.64%  |
| 06015150 | 503050 | 9,154.41   | 6,204.17   | 6,117.15   | 10,000.00  | 10,000.00  | 0.00%   |
| 06015150 | 503070 | 27,507.08  | 41,241.44  | 27,983.34  | 38,000.00  | 38,000.00  | 0.00%   |

**TOWN OF WESTERLY**  
**TOWN MANAGER PROPOSED FY 2026 BUDGET**  
**WATER DEPARTMENT**  
For the year July 1, 2025 - June 30, 2026

|                        |        | 2022             | 2023             | 2024             | 2025             | 2026             | PCT           |
|------------------------|--------|------------------|------------------|------------------|------------------|------------------|---------------|
|                        |        | ACTUALS          | ACTUALS          | ACTUALS          | REVISED BUDGET   | TOWN MANAGER     | CHANGE        |
| 06015150               | 503100 | 5,608.83         | 11,735.72        | 23,335.78        | 20,000.00        | 25,000.00        | 25.00%        |
| 06015150               | 503120 | 2,893.09         | 2,622.95         | 2,681.27         | 3,000.00         | 3,000.00         | 0.00%         |
| 06015150               | 503130 | 3,748.49         | 4,089.01         | 3,037.98         | 3,800.00         | 3,800.00         | 0.00%         |
| 06015150               | 503150 | 9.18             | 23.98            | 984.87           | 1,000.00         | 600.00           | -40.00%       |
| 06015150               | 503160 | 3,982.63         | 5,215.16         | 5,264.78         | 5,500.00         | 7,500.00         | 36.36%        |
| 06015150               | 503170 | 16,850.89        | 10,744.24        | 8,851.16         | 50,000.00        | 20,000.00        | -60.00%       |
| 06015150               | 503190 | 5,190.99         | 16,113.34        | 10,066.83        | 18,000.00        | 16,000.00        | -11.11%       |
| 06015150               | 503250 | 859.47           | 298.55           | 773.57           | 2,200.00         | 2,000.00         | -9.09%        |
| 06015150               | 503290 | 7,049.08         | 9,122.02         | 8,685.88         | 10,000.00        | 10,000.00        | 0.00%         |
| 06015150               | 503310 | 19,701.00        | 42,998.48        | 18,298.29        | 45,000.00        | 30,000.00        | -33.33%       |
| 06015150               | 503890 | 7,832.67         | 1,391.54         | 816.00           | 4,000.00         | 4,000.00         | 0.00%         |
| 06015150               | 503970 | 19,345.85        | 14,869.00        | 26,315.68        | 24,000.00        | 24,000.00        | 0.00%         |
| 06015150               | 503990 | 940.47           | 313.25           | 261.97           | 1,000.00         | 1,000.00         | 0.00%         |
| 06015150               | 504080 | -                | -                | 15.98            | 1,000.00         | 1,000.00         | 0.00%         |
| 06015150               | 504089 | -                | -                | 18,956.70        | 91,189.50        | -                | -100.00%      |
| 06015150               | 505300 | 92.50            | 217.23           | 235.38           | 1,000.00         | 1,000.00         | 0.00%         |
| <b>TOTAL OPERATING</b> |        | <b>1,540,090</b> | <b>1,850,236</b> | <b>1,737,888</b> | <b>2,075,361</b> | <b>1,905,650</b> | <b>-8.18%</b> |

**CAPITAL**

|          |        |            |             |            |            |            |         |
|----------|--------|------------|-------------|------------|------------|------------|---------|
| 06015150 | 504262 | 12,795.90  | 1,296.88    | 1,144.25   | 130,000.00 | 135,000.00 | 3.85%   |
| 06015150 | 504347 | -          | (10,149.41) | 104,090.90 | 206,000.00 | 206,000.00 | 0.00%   |
| 06015150 | 504371 | -          | -           | 66,291.39  | 100,000.00 | 100,000.00 | 0.00%   |
| 06015150 | 504481 | -          | (7,448.00)  | -          | -          | -          | 0.00%   |
| 06015150 | 504588 | (2,714.15) | (15,400.26) | -          | 75,000.00  | 75,000.00  | 0.00%   |
| 06015150 | 504811 | 92,839.02  | 109,949.30  | 92,506.57  | 85,000.00  | 85,000.00  | 0.00%   |
| 06015150 | 504875 | -          | -           | -          | -          | 150,000.00 | 100.00% |
| 06015150 | 504963 | -          | -           | 14,912.00  | 100,000.00 | 140,000.00 | 40.00%  |
| 06015150 | 505360 | 289,048.52 | 289,632.00  | 325,622.79 | -          | -          | 0.00%   |
| 06015150 | 506481 | 1,337.95   | 12,621.59   | 24,650.29  | 300,000.00 | 270,000.00 | -10.00% |
| 06015150 | 504861 | -          | -           | -          | -          | 497,000.00 | 100.00% |
| 06015150 | 505595 | -          | -           | -          | -          | 5,000.00   | 100.00% |
| 06015150 | 504862 | -          | -           | -          | -          | 100,000.00 | 100.00% |
| 06015150 | 504863 | -          | -           | -          | -          | 500,000.00 | 100.00% |
| 06015150 | 508606 | -          | 35,000.00   | 35,792.07  | 90,133.00  | 134,894.50 | 49.66%  |
| 06015150 | 508630 | -          | -           | -          | -          | 5,000.00   | 0.00%   |

| TOWN OF WESTERLY                          |                    |                    |                    |                    |                    |                |  |  |  |
|---|--------------------|--------------------|--------------------|--------------------|--------------------|----------------|--|--|--|
| TOWN MANAGER PROPOSED FY 2026 BUDGET      |                    |                    |                    |                    |                    |                |  |  |  |
| WATER DEPARTMENT                          |                    |                    |                    |                    |                    |                |  |  |  |
| For the year July 1, 2025 - June 30, 2026 |                    |                    |                    |                    |                    |                |  |  |  |
|   | 2022               | 2023               | 2024               | 2025               | 2026               | PCT            |  |  |  |
|   | ACTUALS            | ACTUALS            | ACTUALS            | REVISED BUDGET     | TOWN MANAGER       | CHANGE         |  |  |  |
| 06015150                                  | 529100             | 34,293.01          | (39,087.83)        | (14,254.26)        | -                  | 0.00%          |  |  |  |
| 06015150                                  | 531170             | 8,371.00           | 9,260.00           | 141.25             | 15,500.00          | 3.23%          |  |  |  |
| 06015150                                  | 549021             | -                  | -                  | 2,898.55           | 5,000.00           | 0.00%          |  |  |  |
| 06015150                                  | 555001             | -                  | 8,755.00           | -                  | -                  | 0.00%          |  |  |  |
| <b>TOTAL CAPITAL</b>                      | <b>435,971</b>     | <b>394,429</b>     | <b>653,796</b>     | <b>1,106,633</b>   | <b>2,423,895</b>   | <b>119.03%</b> |  |  |  |
| <b>DEBT</b>                               |                    |                    |                    |                    |                    |                |  |  |  |
| 06015150                                  | 505010             | -                  | -                  | 107,210.14         | 124,006.25         | 95.72%         |  |  |  |
| 06015150                                  | 505020             | 31,872.66          | 67,725.67          | 49,179.50          | 32,625.00          | 91.72%         |  |  |  |
| 06015150                                  | 505025             | 73,199.63          | 7,952.49           | 124,222.29         | 15,510.57          | 64.41%         |  |  |  |
| <b>TOTAL DEBT</b>                         | <b>105,072</b>     | <b>75,678</b>      | <b>280,612</b>     | <b>172,142</b>     | <b>330,750</b>     | <b>92.14%</b>  |  |  |  |
| <b>OTHER</b>                              |                    |                    |                    |                    |                    |                |  |  |  |
| 06015150                                  | 599999             | 271,038.41         | -                  | 978,823.28         | -                  | 0.00%          |  |  |  |
| <b>TOTAL OTHER</b>                        | <b>271,038</b>     | <b>-</b>           | <b>978,823</b>     | <b>-</b>           | <b>-</b>           | <b>0.00%</b>   |  |  |  |
| <b>TOTAL REVENUE</b>                      | <b>(4,783,706)</b> | <b>(5,811,467)</b> | <b>(6,323,811)</b> | <b>(6,087,320)</b> | <b>(7,619,375)</b> | <b>25.17%</b>  |  |  |  |
| <b>TOTAL EXPENSE</b>                      | <b>4,234,514</b>   | <b>4,610,489</b>   | <b>6,285,923</b>   | <b>6,087,320</b>   | <b>7,619,375</b>   | <b>25.17%</b>  |  |  |  |
| <b>NET RESULTS</b>                        | <b>(549,192)</b>   | <b>(1,200,978)</b> | <b>(37,888)</b>    | <b>0</b>           | <b>(0)</b>         | <b>-</b>       |  |  |  |



# \*\*\* Town of Westerly LIVE Database \*\*\*



## NEXT YEAR BUDGET DETAIL REPORT

PROJECTION: 26103 FY2025-2026 Water Fund - Operating

| ACCOUNTS FOR:  | VENDOR  | QUANTITY | UNIT COST    | 2026 Department |
|--|---|----------|--------------|-----------------|
| Water Fund   |   |          |              |                 |
| 06015150 0601-00000-000-51500-0000-406571-0000 Misc. Scrap Metal & Batteries | Misc. Scrap Metal & Batteries                                   | 1.00     | 200.00       | -200.00 *       |
| 06015150 0601-00000-000-51500-0000-461070-0000 Water Use                     | Water Use Payments  | 1.00     | 5,500,000.00 | -5,500,000.00   |
| 06015150 0601-00000-000-51500-0000-461075-0000 Infrastructure Improvements   | Infrastructure Improvements                                     | 1.00     | 1,500,000.00 | -1,500,000.00 * |
| 06015150 0601-00000-000-51500-0000-461090-0000 Water - Regular Interest      | INTEREST PAID ON LATE WATER USAGE PAYMENTS                      | 1.00     | 35,000.00    | -35,000.00 *    |
| 06015150 0601-00000-000-51500-0000-461520-0000 water - Work Orders           | LABOR AND PARTS   | 1.00     | 35,000.00    | -35,000.00 *    |
| 06015150 0601-00000-000-51500-0000-461550-0000 Public Hydrants/Fire District | Public Hydrants/Fire District. 931                              | 1.00     | 93,100.00    | -93,100.00 *    |
| 06015150 0601-00000-000-51500-0000-461560-0000 Private Hydrants              | Private Hydrants. 179 Private Hydrants @ \$125                  | 1.00     | 22,375.00    | -22,375.00 *    |
| 06015150 0601-00000-000-51500-0000-461570-0000 Private Sprinklers            | Private Sprinklers  | 1.00     | 21,500.00    | -21,500.00 *    |
| 06015150 0601-00000-000-51500-0000-461580-0000 Other Income                  | SEASONAL ON/OFF CHARGES* 489 Seasonal accts @ 200               | 1.00     | 87,200.00    | -87,200.00 *    |
| 06015150 0601-00000-000-51500-0000-464160-0000 State Surcharge               | STATE SURCHARGE ON WATER USAGE                                  | 1.00     | 240,000.00   | -240,000.00 *   |
| 06015150 0601-00000-000-51500-0000-464190-0000 Cross Connection Fee Charges  | BACKFLOW PREVENTION TESTS & CT CROSS CONNECTION SURVEYS CHARGES | 1.00     | 25,000.00    | -25,000.00 *    |
| 06015150 0601-00000-000-51500-0000-481490-0000 Water Right of Entry          | water Right of Entry - 0602                                     | 1.00     | 60,000.00    | -60,000.00 *    |
| 06015150 0601-00000-000-51500-0000-500100-0000 Town Manager                  | 25% Town Manager  | 1.00     | 46,912.05    | 46,912.05 *     |
| 06015150 0601-00000-000-51500-0000-500102-0000 Town Solicitor                | Town Solicitor  | 1.00     | 18,450.00    | 18,450.00 *     |

\*\*\* Town of Westerly LIVE Database \*\*\*



NEXT YEAR BUDGET DETAIL REPORT

PROJECTION: 26103 FY2025-2026 Water Fund - Operating

| ACCOUNTS FOR:<br>Water Fund  | VENDOR                         | QUANTITY | UNIT COST | 2026 Department |
|--|--------------------------------|----------|-----------|-----------------|
| 06015150 0601-00000-000-51500-0000-500105-0000 Purchasing Agent/Risk Manager<br>10% Purchasing Agent/Risk Manager    | Purchasing Agent/Risk Manager  | 1.00     | 9,324.62  | 9,324.62 *      |
| 06015150 0601-00000-000-51500-0000-500108-0000 Assistant Town Manager<br>25% Assistant Town Manager                  | Assistant Town Manager         | 1.00     | 29,614.49 | 29,614.49 *     |
| 06015150 0601-00000-000-51500-0000-500109-0000 Utilities Manager<br>40% Manager of Utilities / Maintenance           | Utilities Manager              | 1.00     | 31,445.21 | 31,445.21 *     |
| 06015150 0601-00000-000-51500-0000-500130-0000 Finance Director<br>10% Finance Director                              | Finance Director               | 1.00     | 14,183.44 | 14,183.44 *     |
| 06015150 0601-00000-000-51500-0000-500132-0000 Senior Accountant<br>10% Senior Accountant                            | Senior Accountant              | 1.00     | 8,610.00  | 8,610.00 *      |
| 06015150 0601-00000-000-51500-0000-500140-0000 Town Engineer<br>15% Town Engineer                                    | Town Engineer                  | 1.00     | 17,013.71 | 17,013.71 *     |
| 06015150 0601-00000-000-51500-0000-500160-0000 Director of Pub Works-Utilitie<br>80% Director of Pub Works-Utilitie  | Director of Pub Works-Utilitie | 1.00     | 97,628.32 | 97,628.32 *     |
| 06015150 0601-00000-000-51500-0000-500181-0000 Accounts Payable Clerk<br>10% Sr. Accounts Payable Specialist         | Accounts Payable Clerk         | 1.00     | 12,460.26 | 12,460.26 *     |
| 06015150 0601-00000-000-51500-0000-500200-0000 Town Clerk<br>20% Town Clerk  | Town Clerk                     | 1.00     | 19,589.08 | 19,589.08 *     |
| 06015150 0601-00000-000-51500-0000-500210-0000 Town Planner<br>15% Town Planner                                      | Town Planner                   | 1.00     | 14,937.20 | 14,937.20 *     |
| 06015150 0601-00000-000-51500-0000-500215-0000 Principal Planner<br>15% Principal Planner                            | Principal Planner              | 1.00     | 3,151.88  | 3,151.88 *      |
| 06015150 0601-00000-000-51500-0000-500240-0000 Assistant Town Engineer<br>10% Assistant Town Engineer                | Assistant Town Engineer        | 1.00     | 8,374.95  | 8,374.95 *      |
| 06015150 0601-00000-000-51500-0000-500290-0000 Construction/Utility Manager<br>55% Construction/Utility Manager      | Construction/Utility Manager   | 1.00     | 47,960.71 | 47,960.71 *     |
| 06015150 0601-00000-000-51500-0000-500291-0000 Assistant Construction Manager<br>100% Assistant Construction Manager | Assistant Construction Manager | 1.00     | 77,536.13 | 77,536.13 *     |
| 06015150 0601-00000-000-51500-0000-500300-0000 Pump Room Manager<br>100% Pump Room Manager                           | Pump Room Manager              | 1.00     | 87,201.22 | 87,201.22 *     |

\*\*\* Town of Westerly LIVE Database \*\*\*



**NEXT YEAR BUDGET DETAIL REPORT**

PROJECTION: 26103 FY2025-2026 Water Fund - Operating

| ACCOUNTS FOR:   | VENDOR | QUANTITY | UNIT COST  | 2026         | Department |
|---|--------|----------|------------|--------------|------------|
| Water Fund  |        |          |            |              |            |
| 06015150 0601-00000-000-51500-0000-500305-0000 Project Engineer<br>15% Project Engineer                         |        | 1.00     | 11,250.00  | 11,250.00 *  | 11,250.00  |
| 06015150 0601-00000-000-51500-0000-500310-0000 Information Systems Manager<br>20% Information Systems Manager   |        | 1.00     | 21,833.26  | 21,833.26 *  | 21,833.26  |
| 06015150 0601-00000-000-51500-0000-500312-0000 IT Systems Administrator<br>20% IT Systems Administrator         |        | 1.00     | 18,562.68  | 18,562.68 *  | 18,562.68  |
| 06015150 0601-00000-000-51500-0000-500330-0000 Human Resources Director<br>25% Human Resources Director         |        | 1.00     | 25,051.04  | 25,051.04 *  | 25,051.04  |
| 06015150 0601-00000-000-51500-0000-500340-0000 Deputy Town Clerk<br>15% Deputy Town Clerk                       |        | 1.00     | 12,334.06  | 12,334.06 *  | 12,334.06  |
| 06015150 0601-00000-000-51500-0000-500360-0000 Ex. Sec./Asst. to TM<br>30% Ex. Sec./Asst. to TM                 |        | 1.00     | 17,335.33  | 17,335.33 *  | 17,335.33  |
| 06015150 0601-00000-000-51500-0000-500381-0000 Acct. Receivable Coordinator<br>20% Acct. Receivable Coordinator |        | 1.00     | 12,865.62  | 12,865.62 *  | 12,865.62  |
| 06015150 0601-00000-000-51500-0000-500382-0000 Accountant<br>20% Accountant                                     |        | 1.00     | 15,171.31  | 15,171.31 *  | 15,171.31  |
| 06015150 0601-00000-000-51500-0000-500400-0000 Accounting Specialist<br>70% Accounting Specialist               |        | 1.00     | 46,292.70  | 46,292.70 *  | 46,292.70  |
| 06015150 0601-00000-000-51500-0000-500401-0000 Finance Coordinator<br>20% Accountant                            |        | 1.00     | 15,171.31  | 15,171.31 *  | 15,171.31  |
| 06015150 0601-00000-000-51500-0000-500402-0000 Payroll Coordinator<br>5% Payroll Coordinator                    |        | 1.00     | 3,280.08   | 3,280.08 *   | 3,280.08   |
| 06015150 0601-00000-000-51500-0000-500405-0000 HR Specialist<br>25% HR Generalist                               |        | 1.00     | 17,966.48  | 17,966.48 *  | 17,966.48  |
| 06015150 0601-00000-000-51500-0000-500406-0000 Payroll Specialist<br>5% Payroll & Procurement Specialist        |        | 1.00     | 2,732.16   | 2,732.16 *   | 2,732.16   |
| 06015150 0601-00000-000-51500-0000-500470-0000 Acct Clerk III<br>Acct Clerk III. - 3 union                      |        | 1.00     | 129,900.48 | 129,900.48 * | 129,900.48 |
| 06015150 0601-00000-000-51500-0000-500600-0000 Crew Leader<br>Crew Leader - 2 union                             |        | 1.00     | 123,137.66 | 123,137.66 * | 123,137.66 |

\*\*\* Town of Westerly LIVE Database \*\*\*



NEXT YEAR BUDGET DETAIL REPORT

PROJECTION: 26103 FY2025-2026 Water Fund - Operating

| ACCOUNTS FOR:<br>Water Fund   | VENDOR                             | QUANTITY | UNIT COST  | 2026       | Department   |
|---|------------------------------------|----------|------------|------------|--------------|
| 06015150 0601-00000-000-51500-0000-500630-0000 Maintenance Specialist I | Maintenance Specialist I - 4 union | 1.00     | 228,963.07 | 228,963.07 | 228,963.07 * |
| 06015150 0601-00000-000-51500-0000-500640-0000 Water Plant Operator     | Water Plant Operator - 2 union     | 1.00     | 118,767.17 | 118,767.17 | 118,767.17 * |
| 06015150 0601-00000-000-51500-0000-500650-0000 Heavy Equipment Operator | Heavy Equipment Operator - 1 union | 1.00     | 62,268.96  | 62,268.96  | 62,268.96 *  |
| 06015150 0601-00000-000-51500-0000-500660-0000 Light Equipment Operator | Light Equipment Operator - 2 union | 1.00     | 119,530.94 | 119,530.94 | 119,530.94 * |
| 06015150 0601-00000-000-51500-0000-500680-0000 Mechanic                 | Mechanic - 1 union                 | 1.00     | 56,471.69  | 56,471.69  | 56,471.69 *  |
| 06015150 0601-00000-000-51500-0000-500685-0000 Utilities Foreman        | 60% Utilities Foreman              | 1.00     | 42,127.50  | 42,127.50  | 42,127.50 *  |
| 06015150 0601-00000-000-51500-0000-500710-0000 Laborer                  | Laborer - 5 union                  | 1.00     | 277,611.36 | 277,611.36 | 277,611.36 * |
| 06015150 0601-00000-000-51500-0000-501040-0000 Overtime & Standby       | Overtime & Standby                 | 1.00     | 64,000.00  | 64,000.00  | 64,000.00 *  |
| 06015150 0601-00000-000-51500-0000-501160-0000 Town Council Members     | Town Council Members               | 1.00     | 9,180.00   | 9,180.00   | 9,180.00 *   |
| 06015150 0601-00000-000-51500-0000-502010-0000 Advertising              | Advertising                        | 1.00     | 1,000.00   | 1,000.00   | 1,000.00 *   |
| 06015150 0601-00000-000-51500-0000-502020-0000 Travel Expenses          | Travel Expenses                    | 1.00     | 200.00     | 200.00     | 200.00 *     |
| 06015150 0601-00000-000-51500-0000-502030-0000 Dues                     | Dues                               | 1.00     | 500.00     | 500.00     | 500.00 *     |
| 06015150 0601-00000-000-51500-0000-502050-0000 Postage                  | Postage                            | 1.00     | 20,000.00  | 20,000.00  | 20,000.00 *  |
| 06015150 0601-00000-000-51500-0000-502100-0000 Telephone                | Telephone                          | 1.00     | 15,000.00  | 15,000.00  | 15,000.00 *  |
| 06015150 0601-00000-000-51500-0000-502180-0000 Fuel Heating             | Fuel Heating                       | 1.00     | 24,000.00  | 24,000.00  | 24,000.00 *  |

\*\*\* Town of Westerly LIVE Database \*\*\*



NEXT YEAR BUDGET DETAIL REPORT

PROJECTION: 26103 FY2025-2026 Water Fund - Operating

| ACCOUNTS FOR:  | VENDOR | QUANTITY | UNIT COST  | 2026         | Department   |
|--|--------|----------|------------|--------------|--------------|
| Water Fund   |        |          |            |              |              |
| 06015150 0601-00000-000-51500-0000-502200-0000 UTILITIES<br>ELECTRICITY TO ALL WATER DEPARTMENT<br>BUILDINGS AND PUMP STATIONS. all wells<br>converted over 25% save |        | 1.00     | 400,000.00 | 400,000.00 * | 400,000.00   |
| 06015150 0601-00000-000-51500-0000-502201-0000 Life Insurance<br>Life Insurance  |        | 1.00     | 3,686.00   | 3,686.00     | 3,686.00 *   |
| 06015150 0601-00000-000-51500-0000-502209-0000 Health Insurance<br>Health Insurance  |        | 1.00     | 445,870.88 | 445,870.88   | 445,870.88 * |
| 06015150 0601-00000-000-51500-0000-502210-0000 Payroll Taxes<br>Payroll Taxes  |        | 1.00     | 154,235.79 | 154,235.79   | 154,235.79 * |
| 06015150 0601-00000-000-51500-0000-502214-0000 Disability Insurance<br>Disability Insurance  |        | 1.00     | 1,629.00   | 1,629.00     | 1,629.00 *   |
| 06015150 0601-00000-000-51500-0000-502215-0000 Workers' Compensation<br>workers' Compensation  |        | 1.00     | 91,770.38  | 91,770.38    | 91,770.38 *  |
| 06015150 0601-00000-000-51500-0000-502227-0000 Dental<br>Dental  |        | 1.00     | 25,298.21  | 25,298.21    | 25,298.21 *  |
| 06015150 0601-00000-000-51500-0000-502300-0000 Printing & Binding<br>Printing & Binding. QDS BILLING   |        | 1.00     | 7,500.00   | 7,500.00     | 7,500.00 *   |
| 06015150 0601-00000-000-51500-0000-502500-0000 Professional Development<br>Professional Development  |        | 1.00     | 1,500.00   | 1,500.00     | 1,500.00 *   |
| 06015150 0601-00000-000-51500-0000-502600-0000 Maintenance of Motor Vehicles<br>MAINTENANCE TO ALL WATER DEPARTMENT<br>VEHICLES                                      |        | 1.00     | 14,000.00  | 14,000.00    | 14,000.00 *  |
| 06015150 0601-00000-000-51500-0000-502650-0000 Maintenance of Equipment<br>MAINTENANCE TO ALL WATER DEPARTMENT<br>EQUIPMENT  |        | 1.00     | 6,500.00   | 6,500.00     | 6,500.00 *   |
| 06015150 0601-00000-000-51500-0000-502660-0000 Maintenance of Fixed Equipment<br>MAINTENANCE TO ALL WATER DEPARTMENT<br>FIXED EQUIPMENT/all generators               |        | 1.00     | 10,000.00  | 10,000.00    | 10,000.00 *  |
| 06015150 0601-00000-000-51500-0000-502700-0000 Maintenance of Buildings & Imp<br>MAINTENANCE OF ALL WATER DEPARTMENT<br>BUILDINGS                                    |        | 1.00     | 20,000.00  | 20,000.00    | 20,000.00 *  |

\*\*\* Town of Westerly LIVE Database \*\*\*



NEXT YEAR BUDGET DETAIL REPORT

PROJECTION: 26103 FY2025-2026 Water Fund - Operating

| ACCOUNTS FOR:  | VENDOR | QUANTITY | UNIT COST  | 2026 Department |
|--|--------|----------|------------|-----------------|
| Water Fund   |        |          |            | 2,000.00 *      |
| 06015150 0601-00000-000-51500-0000-502750-0000 Rentals<br>EQUIPMENT RENTALS  |        | 1.00     | 2,000.00   | 2,000.00 *      |
| 06015150 0601-00000-000-51500-0000-502760-0000 State Fees<br>RI License fee, surcharge, RI sales tax.<br>USAGE SURCHARGE, SALES TAX, BOILER<br>INSPECTION, APPLICATION RENEWAL FOR<br>SERVICES                           |        | 1.00     | 325,000.00 | 325,000.00 *    |
| 06015150 0601-00000-000-51500-0000-502840-0000 Miscellaneous Vendor Contracts<br>CONTRACTS FORBACKFLOW TESTS & CROSS<br>CONNECTION SURVEYS, PEST CONTROL, WATER<br>TESTING, DIG SAFE, CALL BEFORE YOU DIG,<br>GENERATORS |        | 1.00     | 175,000.00 | 175,000.00 *    |
| 06015150 0601-00000-000-51500-0000-502841-0000 Technology Contracts<br>Technology Contracts  |        | 1.00     | 131,500.00 | 131,500.00 *    |
| 06015150 0601-00000-000-51500-0000-502850-0000 LAP Insurance<br>LAP Insurance  |        | 1.00     | 101,450.38 | 101,450.38 *    |
| 06015150 0601-00000-000-51500-0000-503020-0000 Materials<br>CHEMICALS FOR MIOX SYSTEM  |        | 1.00     | 450,000.00 | 450,000.00 *    |
| 06015150 0601-00000-000-51500-0000-503030-0000 Clothing<br>Clothing - 24 union at 150  |        | 1.00     | 3,600.00   | 3,600.00 *      |
| 06015150 0601-00000-000-51500-0000-503050-0000 Construction Supplies<br>Construction Supplies  |        | 1.00     | 10,000.00  | 10,000.00 *     |
| 06015150 0601-00000-000-51500-0000-503070-0000 Fuel & Lubricants<br>Fuel & Lubricants  |        | 1.00     | 38,000.00  | 38,000.00 *     |
| 06015150 0601-00000-000-51500-0000-503100-0000 Motor Vehicle Parts<br>Motor Vehicle Parts  |        | 1.00     | 25,000.00  | 25,000.00 *     |
| 06015150 0601-00000-000-51500-0000-503120-0000 Janitorial Supplies<br>Janitorial supplies  |        | 1.00     | 3,000.00   | 3,000.00 *      |
| 06015150 0601-00000-000-51500-0000-503130-0000 office supplies<br>Office Supplies  |        | 1.00     | 3,800.00   | 3,800.00 *      |
| 06015150 0601-00000-000-51500-0000-503150-0000 Electrical Supplies<br>Electrical supplies  |        | 1.00     | 600.00     | 600.00 *        |

\*\*\* Town of Westerly LIVE Database \*\*\*



NEXT YEAR BUDGET DETAIL REPORT

PROJECTION: 26103 FY2025-2026 Water Fund - Operating

| ACCOUNTS FOR:  | VENDOR   | QUANTITY | UNIT COST  | 2026 Department |
|--|--|----------|------------|-----------------|
| Water Fund   |  |          |            | 7,500.00 *      |
| 06015150 0601-00000-000-51500-0000-503160-0000 Hardware & Tools            | Hardware & Tools   | 1.00     | 7,500.00   | 7,500.00 *      |
| 06015150 0601-00000-000-51500-0000-503170-0000 Meter Parts                 | Meter Parts  | 1.00     | 20,000.00  | 20,000.00 *     |
| 06015150 0601-00000-000-51500-0000-503190-0000 Pump Room Parts/Supplies    | Pump Room Parts/Supplies   | 1.00     | 16,000.00  | 16,000.00 *     |
| 06015150 0601-00000-000-51500-0000-503250-0000 Safety Supplies             | Safety Supplies  | 1.00     | 2,000.00   | 2,000.00 *      |
| 06015150 0601-00000-000-51500-0000-503290-0000 Traffic Control             | Traffic Control  | 1.00     | 10,000.00  | 10,000.00 *     |
| 06015150 0601-00000-000-51500-0000-503310-0000 Pipes & Fittings            | Pipes & Fittings   | 1.00     | 30,000.00  | 30,000.00 *     |
| 06015150 0601-00000-000-51500-0000-503890-0000 Concrete Products           | Concrete Products  | 1.00     | 4,000.00   | 4,000.00 *      |
| 06015150 0601-00000-000-51500-0000-503970-0000 Asphalt Products            | Asphalt Products   | 1.00     | 24,000.00  | 24,000.00 *     |
| 06015150 0601-00000-000-51500-0000-503990-0000 other Supplies              | Other Supplies   | 1.00     | 1,000.00   | 1,000.00 *      |
| 06015150 0601-00000-000-51500-0000-504080-0000 Computer Hard/Software      | Computer Hard/Software   | 1.00     | 1,000.00   | 1,000.00 *      |
| 06015150 0601-00000-000-51500-0000-504262-0000 Scada System                | Funding for updating Scada System software, increase technical support to 24/7 and replacement of hardware components at the water tanks | 1.00     | 135,000.00 | 135,000.00 *    |
| 06015150 0601-00000-000-51500-0000-504347-0000 Cherenzia Excavation        | Cherenzia Excavation- rock quarry rental- 20 year contract 2014-2033   | 1.00     | 206,000.00 | 206,000.00 *    |
| 06015150 0601-00000-000-51500-0000-504371-0000 Disinfection system upgrade | Pump Replacement   | 1.00     | 100,000.00 | 100,000.00 *    |
| 06015150 0601-00000-000-51500-0000-504588-0000 Building Improvements       | Building Improvements  | 1.00     | 75,000.00  | 75,000.00 *     |

\*\*\* Town of Westerly LIVE Database \*\*\*



**NEXT YEAR BUDGET DETAIL REPORT**

PROJECTION: 26103 FY2025-2026 Water Fund - Operating

| ACCOUNTS FOR:   | VENDOR   | QUANTITY | UNIT COST  | 2026         | Department |
|---|--|----------|------------|--------------|------------|
| Water Fund  |  |          |            |              |            |
| 06015150 0601-00000-000-51500-0000-504811-0000 Infrastructure Improvement Fd - meters | Infrastructure Improvement Fd - meters         | 1.00     | 85,000.00  | 85,000.00 *  | 85,000.00  |
| 06015150 0601-00000-000-51500-0000-504861-0000 Tank Rehab/ Maint. Program             | Tank Rehab/ Maint. Program                     | 1.00     | 497,000.00 | 497,000.00 * | 497,000.00 |
| 06015150 0601-00000-000-51500-0000-504862-0000 PFAS Mitigation                        | PFAS Mitigation                                | 1.00     | 100,000.00 | 100,000.00 * | 100,000.00 |
|   | PFAS Remediation required by 2029              |          |            |              |            |
| 06015150 0601-00000-000-51500-0000-504863-0000 Infrastructure Upgrades/Improvement    | Infrastructure Upgrades/Improvement            | 1.00     | 500,000.00 | 500,000.00 * | 500,000.00 |
| 06015150 0601-00000-000-51500-0000-504875-0000 Lead Service Mitigation                | Lead Service Mitigation                        | 1.00     | 150,000.00 | 150,000.00 * | 150,000.00 |
|   | Lead Service Renewals- EPA required by 2030    |          |            |              |            |
| 06015150 0601-00000-000-51500-0000-504963-0000 well Redevelopment                     | well Redevelopment                             | 1.00     | 140,000.00 | 140,000.00 * | 140,000.00 |
|   | Redevelopment of 12 wells- 2 per year          |          |            |              |            |
| 06015150 0601-00000-000-51500-0000-505010-0000 Principal                              | Principal                                      | 1.00     | 242,699.02 | 242,699.02 * | 242,699.02 |
| 06015150 0601-00000-000-51500-0000-505020-0000 Interest                               | Interest                                       | 1.00     | 62,550.00  | 62,550.00 *  | 62,550.00  |
| 06015150 0601-00000-000-51500-0000-505025-0000 Interest - Capital Lease               | Interest - Capital Lease                       | 1.00     | 25,501.00  | 25,501.00 *  | 25,501.00  |
| 06015150 0601-00000-000-51500-0000-505134-0000 Admin Pension                          | Admin Pension                                  | 1.00     | 81,436.12  | 81,436.12 *  | 81,436.12  |
| 06015150 0601-00000-000-51500-0000-505136-0000 Local 808 Pension                      | Local 808 Pension                              | 1.00     | 145,763.59 | 145,763.59 * | 145,763.59 |
| 06015150 0601-00000-000-51500-0000-505300-0000 Fees/Registration                      | Fees/Registration                              | 1.00     | 1,000.00   | 1,000.00 *   | 1,000.00   |
| 06015150 0601-00000-000-51500-0000-505595-0000 cameras- water                         | cameras  | 1.00     | 5,000.00   | 5,000.00 *   | 5,000.00   |
|   | Installation & service at all pumping stations |          |            |              |            |

**\*\*\* Town of Westerly LIVE Database \*\*\***




**NEXT YEAR BUDGET DETAIL REPORT**

PROJECTION: 26103 FY2025-2026 Water Fund - Operating

| ACCOUNTS FOR:<br>Water Fund                    | VENDOR                                    | QUANTITY | UNIT COST  | 2026                 | Department |
|--|---|----------|------------|----------------------|------------|
| 06015150 0601-00000-000-51500-0000-506481-0000 | Pipeline Rehabilitation                   | 1.00     | 270,000.00 | 270,000.00 *         | 270,000.00 |
|  | Water main upgrades                       |          |            |                      |            |
|  | Bowling Lane Water Main Improvement       |          |            |                      |            |
| 06015150 0601-00000-000-51500-0000-508606-0000 | Vehicle Replacement Plan                  | 1.00     | 134,894.50 | 134,894.50 *         | 134,894.50 |
|  | Vehicle Replacement Plan                  |          |            |                      |            |
| 06015150 0601-00000-000-51500-0000-508630-0000 | GIS Software                              | 1.00     | 5,000.00   | 5,000.00 *           | 5,000.00   |
|  | GIS Software                              |          |            |                      |            |
| 06015150 0601-00000-000-51500-0000-511160-0000 | HR Coordinator                            | 1.00     | 13,192.00  | 13,192.00 *          | 13,192.00  |
|  | HR Coordinator                            |          |            |                      |            |
| 06015150 0601-00000-000-51500-0000-531170-0000 | Auditors Fee                              | 1.00     | 16,000.00  | 16,000.00 *          | 16,000.00  |
|  | Auditors Fee                              |          |            |                      |            |
| 06015150 0601-00000-000-51500-0000-549021-0000 | Security & Fire Safety Service            | 1.00     | 5,000.00   | 5,000.00 *           | 5,000.00   |
|  | ALARM SERVICE & FIRE EXTINGUISHER SERVICE |          |            |                      |            |
| <b>TOTAL Water Fund</b>                        |   |          |            | <b>.00</b>           |            |
| <b>TOTAL REVENUE</b>                           |   |          |            | <b>-7,619,375.00</b> |            |
| <b>TOTAL EXPENSE</b>                           |   |          |            | <b>7,619,375.00</b>  |            |
| <b>GRAND TOTAL</b>                             |   |          |            | <b>.00</b>           |            |





This page is intentionally blank

**TOWN OF WESTERLY  
SEWER TREATMENT PLAN  
TOWN MANAGER PROPOSED BUDGET  
FYE 2025-2026**

|                             |  | 2022               | 2023               | 2024               | 2025               | 2026               |              |
|-----------------------------|--|--------------------|--------------------|--------------------|--------------------|--------------------|--------------|
|                             |  | ACTUALS            | ACTUALS            | ACTUALS            | REVISED BUDGET     | TOWN MANAGER       | PCT CHANGE   |
| <b>Sewer Operating Fund</b> |  |                    |                    |                    |                    |                    |              |
| <b>07015200</b>             | <b>REVENUE</b>                                 |                    |                    |                    |                    |                    |              |
| 07015200                    | 406571 Misc. Scrap Metal & Batteries           | -                  | (1,038.00)         | (138.10)           | (1,000.00)         | -                  | -100.00%     |
| 07015200                    | 461580 Other Income                            | (5,370.97)         | -                  | -                  | -                  | -                  | 0.00%        |
| 07015200                    | 464160 State Surcharge                         | (35,185.15)        | (50,100.32)        | (41,260.53)        | (45,000.00)        | (45,000.00)        | 0.00%        |
| 07015200                    | 464219 Contract Amortization                   | (158,372.88)       | (182,373.00)       | -                  | -                  | -                  | 0.00%        |
| 07015200                    | 471010 CY Sewer Taxes                          | (992,243.81)       | (1,165,839.08)     | (1,178,212.87)     | (1,178,194.00)     | (1,831,712.63)     | 55.47%       |
| 07015200                    | 471030 PY Sewer Taxes                          | -                  | -                  | -                  | -                  | -                  | 0.00%        |
| 07015200                    | 471050 Sewer Tax Interest                      | (3,267.04)         | 6,548.26           | (3,493.28)         | (3,500.00)         | (3,500.00)         | 0.00%        |
| 07015200                    | 471080 Sewer User Fees                         | (2,695,411.33)     | (2,752,083.80)     | (3,191,776.55)     | (3,360,646.00)     | (3,335,900.00)     | -0.74%       |
| 07015200                    | 471110 Sewer User Interest                     | (13,291.36)        | (33,788.34)        | (16,700.16)        | (15,000.00)        | (15,000.00)        | 0.00%        |
| 07015200                    | 471470 Sewer Assessments                       | (7,105.61)         | -                  | -                  | (2,500.00)         | -                  | -100.00%     |
| 07015200                    | 471540 Assessment Interest                     | (437.06)           | (3.42)             | (1.49)             | (200.00)           | -                  | -100.00%     |
| 07015200                    | 471550 Sewer Work Orders                       | (215,268.42)       | (306,864.30)       | (311,497.65)       | (260,000.00)       | (280,000.00)       | 7.69%        |
| 07015200                    | 471580 Other Income                            | -                  | (120,717.00)       | -                  | -                  | -                  | 0.00%        |
| 07015200                    | 474080 Sewer Rental - N. Trebisacci            | (22,711.09)        | (5,293.59)         | -                  | -                  | -                  | 0.00%        |
| 07015200                    | 474090 Sewer Rental                            | (3,339.82)         | (3,548.56)         | (3,635.52)         | (3,500.00)         | (3,600.00)         | 2.86%        |
| 07015200                    | 474150 Prior Year Surplus/ Use of Fund Balance | -                  | -                  | (1,573,652.46)     | (67,432.65)        | -                  | -100.00%     |
| 07015200                    | 474160 General Fund Contributions              | (315,900.87)       | -                  | -                  | -                  | -                  | 0.00%        |
| 07015200                    | 491490 Sewer Right of Entry                    | (54,432.60)        | (107,717.56)       | (32,900.00)        | -                  | (32,000.00)        | 0.00%        |
| 07015200                    | 499999 Transfer In                             | (373,609.52)       | (147,937.00)       | -                  | (642,585.35)       | (292,227.06)       | -54.52%      |
| <b>TOTAL REVENUE</b>        |  | <b>(4,895,948)</b> | <b>(4,870,756)</b> | <b>(6,353,269)</b> | <b>(5,579,558)</b> | <b>(5,838,940)</b> | <b>4.65%</b> |
| <b>STAFF</b>                |  |                    |                    |                    |                    |                    |              |
| 07015200                    | 500100 Town Manager                            | 17,225.47          | 26,487.65          | 26,970.91          | 27,460.71          | 28,147.23          | 2.50%        |
| 07015200                    | 500102 Town Solicitor                          | 9,460.00           | 10,320.00          | 10,320.00          | 18,450.00          | 18,450.00          | 0.00%        |
| 07015200                    | 500105 Purchasing Agent/Risk Manager           | 6,623.94           | 8,450.11           | 8,787.50           | 9,097.19           | 9,324.62           | 2.50%        |
| 07015200                    | 500108 Assistant Town Manager                  | -                  | 15,853.36          | 28,350.00          | 28,892.22          | 29,614.49          | 2.50%        |
| 07015200                    | 500109 Utilities Manager                       | -                  | -                  | 8,056.08           | 15,339.13          | 15,722.60          | 2.50%        |
| 07015200                    | 500130 Finance Director                        | 13,279.73          | 7,211.82           | 9,983.31           | 13,837.50          | 14,183.44          | 2.50%        |
| 07015200                    | 500132 Senior Accountant                       | 911.62             | 8,673.21           | 9,193.58           | 8,400.00           | 8,610.00           | 2.50%        |
| 07015200                    | 500140 Town Engineer                           | 15,533.31          | 15,981.26          | 16,291.28          | 16,598.74          | 17,013.71          | 2.50%        |
| 07015200                    | 500160 Director of Pub Works-Utilitie          | 30,475.20          | 22,519.17          | 23,573.36          | 23,811.80          | 24,407.08          | 2.50%        |
| 07015200                    | 500170 Tax Collector                           | 24,626.88          | 26,878.13          | 27,583.68          | 29,927.38          | 30,676.63          | 2.50%        |
| 07015200                    | 500181 Accounts Payable Clerk                  | 10,375.24          | 11,365.38          | 11,596.72          | 12,156.50          | 12,460.26          | 2.50%        |
| 07015200                    | 500190 Town Assessor                           | 27,336.15          | 29,884.72          | 31,808.20          | 31,395.79          | 32,180.73          | 2.50%        |
| 07015200                    | 500200 Town Clerk                              | 9,406.78           | 8,830.85           | 9,491.27           | 9,555.66           | 9,794.54           | 2.50%        |

**TOWN OF WESTERLY  
SEWER TREATMENT PLAN  
TOWN MANAGER PROPOSED BUDGET  
FYE 2025-2026**

|                    |        | 2022                         |                | 2023           |                | 2024           |                | 2025           |                | 2026           |              |
|--------------------|--------|------------------------------|----------------|----------------|----------------|----------------|----------------|----------------|----------------|----------------|--------------|
|                    |        | ACTUALS                      |                | ACTUALS        |                | ACTUALS        |                | REVISED BUDGET |                | TOWN MANAGER   |              |
| 07015200           | 500210 | Town Planner                 | 4,509.25       | 4,735.08       | 4,739.29       | 4,857.63       | 4,979.07       | 4,857.63       | 4,979.07       | 4,979.07       | 2.50%        |
| 07015200           | 500215 | Principal Planner            | 3,577.11       | 3,357.03       | 4,714.24       | 9,224.98       | 9,455.63       | 9,224.98       | 9,455.63       | 9,455.63       | 2.50%        |
| 07015200           | 500240 | Assistant Town Engineer      | 61,767.23      | 50,392.46      | 71,058.28      | 73,536.56      | 75,372.08      | 73,536.56      | 75,372.08      | 75,372.08      | 2.50%        |
| 07015200           | 500290 | Construction/Utility Manager | 35,489.07      | 36,926.76      | 37,642.25      | 38,283.51      | 39,240.59      | 38,283.51      | 39,240.59      | 39,240.59      | 2.50%        |
| 07015200           | 500305 | Project Engineer             | -              | -              | -              | -              | 11,250.00      | -              | 11,250.00      | 11,250.00      | 100.00%      |
| 07015200           | 500310 | Information Systems Manager  | 11,822.74      | 10,131.85      | 10,455.60      | 10,650.38      | 10,916.63      | 10,650.38      | 10,916.63      | 10,916.63      | 2.50%        |
| 07015200           | 500330 | Human Resources Director     | 326.81         | 3,620.54       | 4,707.74       | 4,888.00       | 5,010.21       | 4,888.00       | 5,010.21       | 5,010.21       | 2.50%        |
| 07015200           | 500340 | Deputy Town Clerk            | 2,938.17       | 3,149.99       | 3,874.48       | 4,011.07       | 4,111.36       | 4,011.07       | 4,111.36       | 4,111.36       | 2.50%        |
| 07015200           | 500350 | Assistant Assessor           | 16,027.52      | 21,161.99      | 22,729.50      | 23,297.75      | 23,880.15      | 23,297.75      | 23,880.15      | 23,880.15      | 2.50%        |
| 07015200           | 500360 | Ex. Sec./Asst. to TM         | 6,799.09       | 6,289.04       | 5,500.01       | 5,637.50       | 5,778.44       | 5,637.50       | 5,778.44       | 5,778.44       | 2.50%        |
| 07015200           | 500381 | Acct. Receivable Coordinator | 5,127.27       | 5,681.51       | 6,062.19       | 6,275.83       | 6,432.81       | 6,275.83       | 6,432.81       | 6,432.81       | 2.50%        |
| 07015200           | 500382 | Accountant                   | 6,169.00       | 6,313.05       | 4,943.51       | 7,400.64       | 7,585.66       | 7,400.64       | 7,585.66       | 7,585.66       | 2.50%        |
| 07015200           | 500400 | Accounting Specialist        | 16,153.34      | 18,460.80      | 18,520.65      | 19,355.01      | 19,839.58      | 19,355.01      | 19,839.58      | 19,839.58      | 2.50%        |
| 07015200           | 500401 | Accountant                   | 5,314.13       | 4,874.30       | 5,954.02       | 7,400.64       | 7,585.66       | 7,400.64       | 7,585.66       | 7,585.66       | 2.50%        |
| 07015200           | 500402 | Payroll Coordinator          | 3,483.88       | 3,750.63       | 4,065.41       | 3,200.08       | 3,280.08       | 3,200.08       | 3,280.08       | 3,280.08       | 2.50%        |
| 07015200           | 500405 | HR Specialist                | 2,104.29       | 3,129.34       | 3,384.42       | 3,505.56       | 3,593.30       | 3,505.56       | 3,593.30       | 3,593.30       | 2.50%        |
| 07015200           | 500406 | Payroll Specialist           | -              | -              | 340.00         | 2,665.52       | 2,732.16       | 2,665.52       | 2,732.16       | 2,732.16       | 2.50%        |
| 07015200           | 500410 | Field Appraiser              | 16,370.59      | 18,131.20      | 18,459.88      | 18,953.27      | 19,427.08      | 18,953.27      | 19,427.08      | 19,427.08      | 2.50%        |
| 07015200           | 500470 | Acct Clerk III               | 10,639.94      | 23,771.78      | 40,047.17      | 44,745.79      | 45,640.71      | 44,745.79      | 45,640.71      | 45,640.71      | 2.00%        |
| 07015200           | 500590 | Project Technician           | 6,546.51       | 7,167.99       | -              | -              | -              | -              | -              | -              | 0.00%        |
| 07015200           | 500680 | Mechanic                     | 7,047.67       | 7,182.91       | 7,379.23       | 7,909.20       | 8,067.38       | 7,909.20       | 8,067.38       | 8,067.38       | 2.00%        |
| 07015200           | 500685 | Utilities Foreman            | -              | -              | -              | -              | 27,878.03      | -              | 27,878.03      | 27,878.03      | 100.00%      |
| 07015200           | 500850 | Assessment Assistant         | 16,181.27      | 17,746.29      | 18,087.64      | 18,539.70      | 19,003.22      | 18,539.70      | 19,003.22      | 19,003.22      | 2.50%        |
| 07015200           | 501010 | Compensated Absences         | (5,806.75)     | 18,459.30      | 5,101.47       | -              | -              | -              | -              | -              | 0.00%        |
| 07015200           | 501040 | Overtime & Standby           | 509.53         | 735.73         | 336.78         | 2,000.00       | 2,000.00       | 2,000.00       | 2,000.00       | 2,000.00       | 0.00%        |
| 07015200           | 501160 | Town Council Members         | 2,344.32       | 2,761.94       | 3,060.24       | 3,060.00       | 3,060.00       | 3,060.00       | 3,060.00       | 3,060.00       | 0.00%        |
| 07015200           | 511160 | HR Coordinator               | 1,296.05       | 594.75         | -              | 2,574.07       | 2,574.00       | 2,574.07       | 2,574.00       | 2,574.00       | 0.00%        |
| <b>TOTAL STAFF</b> |        |                              | <b>401,992</b> | <b>470,982</b> | <b>523,170</b> | <b>566,895</b> | <b>619,279</b> | <b>566,895</b> | <b>619,279</b> | <b>619,279</b> | <b>9.24%</b> |
| <b>FRINGE</b>      |        |                              |                |                |                |                |                |                |                |                |              |
| 07015200           | 505134 | Admin Pension                | -              | 40,775.12      | 44,991.66      | 46,018.56      | 51,118.89      | 46,018.56      | 51,118.89      | 51,118.89      | 11.08%       |
| 07015200           | 505136 | Local 808 Pension            | 96.04          | 2,124.31       | 3,755.36       | 3,166.18       | 6,908.41       | 3,166.18       | 6,908.41       | 6,908.41       | 118.19%      |
| 07015200           | 502201 | Life Insurance               | -              | 992.91         | 1,820.06       | 1,066.05       | 1,107.92       | 1,066.05       | 1,107.92       | 1,107.92       | 3.93%        |
| 07015200           | 502209 | Health Insurance             | 68,610.81      | 56,980.27      | 55,327.35      | 75,000.00      | 78,832.89      | 75,000.00      | 78,832.89      | 78,832.89      | 5.11%        |
| 07015200           | 502210 | Payroll Taxes                | 29,835.41      | 32,868.23      | 38,415.23      | 39,022.38      | 47,385.04      | 39,022.38      | 47,385.04      | 47,385.04      | 21.43%       |

**TOWN OF WESTERLY  
SEWER TREATMENT PLAN  
TOWN MANAGER PROPOSED BUDGET  
FYE 2025-2026**

|                     |                                       | 2022           | 2023           | 2024           | 2025           | 2026           |
|---------------------|---------------------------------------|----------------|----------------|----------------|----------------|----------------|
|                     |                                       | ACTUALS        | ACTUALS        | ACTUALS        | REVISED BUDGET | TOWN MANAGER   |
|                     |                                       |                | (798.69)       | -              | -              | -              |
|                     |                                       | 38,921.75      | 917.18         | 922.64         | 1,536.15       | 1,074.34       |
|                     |                                       | -              | 6,461.03       | 7,206.70       | 6,590.00       | 8,954.89       |
|                     |                                       | 3,612.28       | 3,283.40       | 2,896.61       | 3,629.00       | 3,862.60       |
|                     |                                       | 2.33           | 143,601        | 155,336        | 176,028        | 199,245        |
| <b>TOTAL FRINGE</b> |                                       | <b>141,079</b> | <b>143,601</b> | <b>155,336</b> | <b>176,028</b> | <b>199,245</b> |
| <b>13.19%</b>       |                                       |                |                |                |                | <b>13.19%</b>  |
| <b>OPERATING</b>    |                                       |                |                |                |                |                |
| 07015200            | 502211 Pension                        | 797.14         | 6,029.68       | 6,233.76       | 7,500.00       | 7,500.00       |
| 07015200            | 502214 Disability Insurance           | -              | -              | 332,258.63     | 390,000.00     | 500,000.00     |
| 07015200            | 502215 Workers' Compensation          | 352.81         | 3,103.52       | 4,125.58       | 5,000.00       | 5,000.00       |
| 07015200            | 502560 RIPDE - ADJ                    | 3,000.00       | 35,000.00      | 6,000.00       | 35,000.00      | 35,000.00      |
| 07015200            | 502650 Maintenance of Equipment       | -              | -              | 8,047.59       | 1,500.00       | 5,000.00       |
| 07015200            | 502750 Rentals                        | -              | -              | -              | 1,500.00       | 1,500.00       |
| 07015200            | 502760 State Fees                     | 35,185.15      | 50,100.04      | 41,260.53      | 45,000.00      | 45,000.00      |
| 07015200            | 502796 Sewer Bond Infrast Repairs     | 831.60         | -              | -              | -              | -              |
| 07015200            | 502830 Fringe Benefits                | 1,743.58       | 1.60           | -              | -              | -              |
| 07015200            | 502840 Miscellaneous Vendor Contracts | 8,351.92       | 4,764.40       | 1,467.00       | 8,000.00       | 8,000.00       |
| 07015200            | 502841 Technology Contracts           | 27,019.80      | 25,679.89      | 29,734.32      | 31,500.00      | 32,500.00      |
| 07015200            | 502850 LAP Insurance                  | 38,302.33      | 41,781.76      | 53,230.88      | 50,810.43      | 53,544.03      |
| 07015200            | 502950 Contractual Services           | 1,816.60       | 222.00         | -              | 15,000.00      | 10,000.00      |
| 07015200            | 502970 Sewer Plant Contract           | 2,431,010.04   | 2,543,930.04   | 2,972,361.83   | 3,231,147.00   | 3,313,290.96   |
| 07015200            | 503020 Materials                      | -              | -              | 16.48          | 1,000.00       | 1,000.00       |
| 07015200            | 503030 Clothing                       | -              | -              | -              | 750.00         | 1,800.00       |
| 07015200            | 503050 Construction Supplies          | -              | -              | 148.54         | 3,000.00       | 2,000.00       |
| 07015200            | 503070 Fuel & Lubricants              | 12,619.59      | 14,969.78      | 21,172.34      | 16,500.00      | 22,000.00      |
| 07015200            | 503180 Machinery & Equipment Parts    | -              | 322.16         | -              | 1,200.00       | 1,000.00       |
| 07015200            | 503250 Safety Supplies                | -              | -              | -              | 700.00         | 700.00         |
| 07015200            | 503310 Pipes & Fittings               | 1,997.05       | 2,268.53       | 1,666.83       | 3,000.00       | 2,500.00       |
| 07015200            | 503970 Asphalt Products               | -              | 1,931.00       | 639.00         | 3,000.00       | 2,500.00       |
| 07015200            | 503980 Concrete Products              | -              | 135.00         | 135.00         | 500.00         | 500.00         |
| 07015200            | 504089 Contingency                    | -              | -              | -              | 3,492.55       | -              |
| 07015200            | 504262 Scada System                   | -              | -              | -              | 100,000.00     | 25,000.00      |
| 07015200            | 504588 Building Improvements          | -              | -              | 6,345.00       | -              | 25,000.00      |
| 07015200            | 504611 Filter Media Repl Project      | -              | -              | -              | -              | 10,000.00      |

**TOWN OF WESTERLY  
SEWER TREATMENT PLAN  
TOWN MANAGER PROPOSED BUDGET  
FYE 2025-2026**

|                        | 2022                | 2023                           | 2024               | 2025               | 2026               |              |            |         |
|------------------------|---------------------|--------------------------------|--------------------|--------------------|--------------------|--------------|------------|---------|
|                        | ACTUALS             | ACTUALS                        | ACTUALS            | REVISED BUDGET     | TOWN MANAGER       |              |            |         |
|                        | ACTUALS             | ACTUALS                        | ACTUALS            | REVISED BUDGET     | MANAGER            |              |            |         |
|                        | PCT CHANGE          |                                |                    |                    | PCT CHANGE         |              |            |         |
| 07015200               | 505095              | Grant Support - Contra Acct    | (245.72)           | -                  | -                  | 0.00%        |            |         |
| 07015200               | 506166              | Grant Matches                  | 1,850.00           | 8,534.33           | -                  | 0.00%        |            |         |
| 07015200               | 509941              | Bad Debt Expense               | 366.62             | 6,006.00           | (8,801.03)         | -100.00%     |            |         |
| 07015200               | 529100              | Allowance for bad debt expense | 12,048.89          | (13,733.57)        | 2,924.20           | 0.00%        |            |         |
| 07015200               | 531170              | Auditors Fee                   | 8,371.00           | 9,260.00           | 141.25             | 6.67%        |            |         |
| <b>TOTAL OPERATING</b> | <b>2,585,418</b>    | <b>2,740,306</b>               | <b>3,479,108</b>   | <b>3,969,600</b>   | <b>4,118,335</b>   | <b>3.75%</b> |            |         |
| <b>CAPITAL</b>         |                     |                                |                    |                    |                    |              |            |         |
| 07015200               | 504811              | Infrastructure Improvement Fd  | -                  | 57,424.20          | -                  | -55.56%      |            |         |
| 07015200               | 504872              | Sewer System Evaluation Study  | -                  | -                  | 125,000.00         | 0.00%        |            |         |
| 07015200               | 505470              | Infiltration Cap Pro           | -                  | -                  | 75,000.00          | 33.33%       |            |         |
| 07015200               | 505290              | STP Capital Program            | 75,927.53          | -                  | 150,000.00         | 0.00%        |            |         |
| 07015200               | 505360              | Depreciation Expense           | 655,912.00         | 699,907.00         | -                  | 0.00%        |            |         |
| 07015200               | 508606              | Vehicle Replacement Plan       | -                  | -                  | 134,853.50         | 100.00%      |            |         |
| <b>TOTAL CAPITAL</b>   | <b>731,840</b>      | <b>757,331</b>                 | <b>699,906</b>     | <b>575,000</b>     | <b>609,854</b>     | <b>6.06%</b> |            |         |
| <b>DEBT</b>            |                     |                                |                    |                    |                    |              |            |         |
| 07015200               | 505010              | Principal                      | -                  | -                  | 270,000.00         | -48.49%      |            |         |
| 07015200               | 505020              | Interest                       | 24,590.83          | 15,139.47          | 22,444.75          | 13,957.89    | 149,734.19 | 972.76% |
| 07015200               | 509820              | Bank Fees                      | 8,104.00           | 6,779.00           | 5,436.50           | 4,076.50     | 1,342.88   | -67.06% |
| <b>TOTAL DEBT</b>      | <b>32,695</b>       | <b>21,918</b>                  | <b>297,881</b>     | <b>292,034</b>     | <b>292,227</b>     | <b>0.07%</b> |            |         |
| <b>OTHER</b>           |                     |                                |                    |                    |                    |              |            |         |
| 07015200               | 599999              | Transfer Out                   | 232,093.61         | -                  | 1,197,868.21       | -            | 0.00%      |         |
| <b>TOTAL OTHER</b>     | <b>232,094</b>      | <b>-</b>                       | <b>1,197,868</b>   | <b>-</b>           | <b>-</b>           | <b>4.65%</b> |            |         |
| <b>TOTAL REVENUE</b>   | <b>(4,895,948)</b>  | <b>(4,870,756)</b>             | <b>(6,353,269)</b> | <b>(5,579,558)</b> | <b>(5,838,940)</b> | <b>4.65%</b> |            |         |
| <b>TOTAL EXPENSES</b>  | <b>4,125,117</b>    | <b>4,134,139</b>               | <b>6,353,269</b>   | <b>5,579,558</b>   | <b>5,838,940</b>   | <b>4.65%</b> |            |         |
| <b>NET RESULTS</b>     | <b>(770,830.19)</b> | <b>(736,616.56)</b>            | <b>-</b>           | <b>(0.00)</b>      | <b>(0.00)</b>      | <b>-</b>     |            |         |

\*\*\* Town of Westerly LIVE Database \*\*\*



NEXT YEAR BUDGET DETAIL REPORT

PROJECTION: 26102 FY2025-2026 Sewer Fund - Operating

| ACCOUNTS FOR:   | VENDOR | QUANTITY | UNIT COST    | 2026 Department |
|---|--------|----------|--------------|-----------------|
| Sewer Operating Fund  |        |          |              |                 |
| 07015200 0701-00000-000-52000-0000-464160-0000 State Surcharge        |        | 1.00     | 45,000.00    | -45,000.00 *    |
| SEPTAGE SURCHARGE -SEPTAGE HAULERS                                    |        |          |              | -45,000.00      |
| 07015200 0701-00000-000-52000-0000-471010-0000 CY Sewer Taxes         |        | 1.00     | 1,831,713.00 | -1,831,713.00 * |
| SEWER AD VALOREM PAYMENTS   |        |          |              | -1,831,713.00   |
| 07015200 0701-00000-000-52000-0000-471050-0000 Sewer Tax Interest     |        | 1.00     | 3,500.00     | -3,500.00 *     |
| INTEREST PAID ON LATE SEWER AD VALOREM                                |        |          |              | -3,500.00       |
| 07015200 0701-00000-000-52000-0000-471080-0000 Sewer User Fees        |        | 1.00     | 3,335,900.00 | -3,335,900.00 * |
| SEWER USE PAYMENTS. 5549 Sewer Services                               |        |          |              | -3,335,900.00   |
| - 8677 units + industrial   |        |          |              |                 |
| 07015200 0701-00000-000-52000-0000-471110-0000 Sewer User Interest    |        | 1.00     | 15,000.00    | -15,000.00 *    |
| INTEREST PAID ON LATE SEWER USE                                       |        |          |              | -15,000.00      |
| 07015200 0701-00000-000-52000-0000-471550-0000 Sewer Work Orders      |        | 1.00     | 280,000.00   | -280,000.00 *   |
| SEPTAGE PAYMENTS FROM SEPTAGE HAULERS                                 |        |          |              | -280,000.00     |
| 07015200 0701-00000-000-52000-0000-474090-0000 Sewer Rental           |        | 1.00     | 3,600.00     | -3,600.00 *     |
| SEWER RENTAL. Diponti Communications                                  |        |          |              | -3,600.00       |
| rent monthly \$302.96   |        |          |              |                 |
| 07015200 0701-00000-000-52000-0000-491490-0000 Sewer ROE/ Impact Fees |        | 1.00     | 32,000.00    | -32,000.00 *    |
| Previously Shown in 07025400-491490                                   |        |          |              | -32,000.00      |
| 07015200 0701-00000-000-52000-0000-499999-0000 Transfer In            |        | 1.00     | 292,227.00   | -292,227.00 *   |
| TRANSFER IN. 50% General Fund   |        |          |              | -292,227.00     |
| contribution for current sewer debts                                  |        |          |              |                 |
| reduce to 40%   |        |          |              |                 |
| TRANSFER IN. 50% general Fund   |        | 1.00     | .00          | .00             |
| Contribution for Jacobs loan repayment                                |        |          |              |                 |
| fee of \$5,531,775 capital investment                                 |        |          |              |                 |
| loan  |        |          |              |                 |
| reduce to 40%   |        |          |              |                 |
| 07015200 0701-00000-000-52000-0000-500100-0000 Town Manager           |        | 1.00     | 28,147.23    | 28,147.23 *     |
| Town Manager  |        |          |              | 28,147.23       |
| 07015200 0701-00000-000-52000-0000-500102-0000 Town Solicitor         |        | 1.00     | 18,450.00    | 18,450.00 *     |
| Town Solicitor  |        |          |              | 18,450.00       |

\*\*\* Town of Westerly LIVE Database \*\*\*



NEXT YEAR BUDGET DETAIL REPORT

PROJECTION: 26102 FY2025-2026 Sewer Fund - Operating

| ACCOUNTS FOR:                                  | VENDOR                          | QUANTITY | UNIT COST | 2026        | Department |
|--|---------------------------------|----------|-----------|-------------|------------|
| Sewer Operating Fund                           | Purchasing Agent/Risk Manager   |          |           |             |            |
| 07015200 0701-00000-000-52000-0000-500105-0000 | Purchasing Agent/Risk Manager   | 1.00     | 9,324.62  | 9,324.62 *  | 9,324.62   |
| 07015200 0701-00000-000-52000-0000-500108-0000 | Assistant Town Manager          | 1.00     | 29,614.49 | 29,614.49 * | 29,614.49  |
| 07015200 0701-00000-000-52000-0000-500109-0000 | Utilities Manager               | 1.00     | 15,722.60 | 15,722.60 * | 15,722.60  |
| 07015200 0701-00000-000-52000-0000-500130-0000 | Finance Director                | 1.00     | 14,183.44 | 14,183.44 * | 14,183.44  |
| 07015200 0701-00000-000-52000-0000-500132-0000 | Senior Accountant               | 1.00     | 8,610.00  | 8,610.00 *  | 8,610.00   |
| 07015200 0701-00000-000-52000-0000-500140-0000 | Town Engineer                   | 1.00     | 17,013.71 | 17,013.71 * | 17,013.71  |
| 07015200 0701-00000-000-52000-0000-500160-0000 | Director of Pub Works-Utilities | 1.00     | 24,407.08 | 24,407.08 * | 24,407.08  |
| 07015200 0701-00000-000-52000-0000-500170-0000 | Tax Collector                   | 1.00     | 30,676.63 | 30,676.63 * | 30,676.63  |
| 07015200 0701-00000-000-52000-0000-500181-0000 | Accounts Payable Clerk          | 1.00     | 12,460.26 | 12,460.26 * | 12,460.26  |
| 07015200 0701-00000-000-52000-0000-500190-0000 | Town Assessor                   | 1.00     | 32,180.73 | 32,180.73 * | 32,180.73  |
| 07015200 0701-00000-000-52000-0000-500200-0000 | Town Clerk                      | 1.00     | 9,794.54  | 9,794.54 *  | 9,794.54   |
| 07015200 0701-00000-000-52000-0000-500210-0000 | Town Planner                    | 1.00     | 4,979.07  | 4,979.07 *  | 4,979.07   |
| 07015200 0701-00000-000-52000-0000-500215-0000 | Principal Planner               | 1.00     | 9,455.63  | 9,455.63 *  | 9,455.63   |
| 07015200 0701-00000-000-52000-0000-500240-0000 | Assistant Town Engineer         | 1.00     | 75,372.08 | 75,372.08 * | 75,372.08  |
| 07015200 0701-00000-000-52000-0000-500290-0000 | Construction/Utility Manager    | 1.00     | 39,240.59 | 39,240.59 * | 39,240.59  |

\*\*\* Town of Westerly LIVE Database \*\*\*



**NEXT YEAR BUDGET DETAIL REPORT**

PROJECTION: 26102 FY2025-2026 Sewer Fund - Operating

| ACCOUNTS FOR:   | VENDOR                           | QUANTITY | UNIT COST | 2026 Department |
|---|----------------------------------|----------|-----------|-----------------|
| Sewer Operating Fund  |                                  |          |           |                 |
| 07015200 0701-00000-000-52000-0000-500305-0000 Project Engineer             | Project Engineer                 | 1.00     | 11,250.00 | 11,250.00 *     |
| 07015200 0701-00000-000-52000-0000-500310-0000 Information Systems Manager  | Information Systems Manager      | 1.00     | 10,916.63 | 10,916.63 *     |
| 07015200 0701-00000-000-52000-0000-500330-0000 Human Resources Director     | Human Resources Director         | 1.00     | 5,010.21  | 5,010.21 *      |
| 07015200 0701-00000-000-52000-0000-500340-0000 Deputy Town Clerk            | Deputy Town Clerk                | 1.00     | 4,111.36  | 4,111.36 *      |
| 07015200 0701-00000-000-52000-0000-500350-0000 Assistant Assessor           | Assistant Assessor               | 1.00     | 23,880.15 | 23,880.15 *     |
| 07015200 0701-00000-000-52000-0000-500360-0000 Ex. Sec./Asst. to TM         | Ex. Sec./Asst. to TM             | 1.00     | 5,778.44  | 5,778.44 *      |
| 07015200 0701-00000-000-52000-0000-500381-0000 Acct. Receivable Coordinator | Acct. Receivable Coordinator     | 1.00     | 6,432.81  | 6,432.81 *      |
| 07015200 0701-00000-000-52000-0000-500382-0000 Accountant                   | Accountant                       | 1.00     | 7,585.66  | 7,585.66 *      |
| 07015200 0701-00000-000-52000-0000-500400-0000 Accounting Specialist        | Accounting Specialist            | 1.00     | 19,839.58 | 19,839.58 *     |
| 07015200 0701-00000-000-52000-0000-500401-0000 Finance Assistant            | Finance Assistant                | 1.00     | 7,585.66  | 7,585.66 *      |
| 07015200 0701-00000-000-52000-0000-500402-0000 Payroll Coordinator          | Payroll Coordinator              | 1.00     | 3,280.08  | 3,280.08 *      |
| 07015200 0701-00000-000-52000-0000-500405-0000 HR Specialist                | HR Specialist                    | 1.00     | 3,593.30  | 3,593.30 *      |
| 07015200 0701-00000-000-52000-0000-500406-0000 Payroll Specialist           | Payroll & Procurement Specialist | 1.00     | 2,732.16  | 2,732.16 *      |
| 07015200 0701-00000-000-52000-0000-500410-0000 Field Appraiser              | Field Appraiser                  | 1.00     | 19,427.08 | 19,427.08 *     |
| 07015200 0701-00000-000-52000-0000-500470-0000 Acct Clerk III               | Acct Clerk III                   | 1.00     | 45,640.71 | 45,640.71 *     |

\*\*\* Town of Westerly LIVE Database \*\*\*



NEXT YEAR BUDGET DETAIL REPORT

PROJECTION: 26102 FY2025-2026 Sewer Fund - Operating

| ACCOUNTS FOR:  | VENDOR | QUANTITY | UNIT COST  | 2026 Department |
|--|--------|----------|------------|-----------------|
| Sewer Operating Fund   |        |          |            |                 |
| 07015200 0701-00000-000-52000-0000-500680-0000 Mechanic              |        | 1.00     | 8,067.38   | 8,067.38 *      |
| 07015200 0701-00000-000-52000-0000-500685-0000 Utilities Foreman     |        | 1.00     | 27,878.03  | 27,878.03 *     |
| 07015200 0701-00000-000-52000-0000-500850-0000 Assessment Assistant  |        | 1.00     | 19,003.22  | 19,003.22 *     |
| 07015200 0701-00000-000-52000-0000-501040-0000 Overtime & Standby    |        | 1.00     | 2,000.00   | 2,000.00 *      |
| 07015200 0701-00000-000-52000-0000-501160-0000 Town Council Members  |        | 1.00     | 3,060.00   | 3,060.00 *      |
| 07015200 0701-00000-000-52000-0000-502050-0000 Postage               |        | 1.00     | 7,500.00   | 7,500.00 *      |
| 07015200 0701-00000-000-52000-0000-502200-0000 Utilities Stations    |        | 1.00     | 500,000.00 | 500,000.00 *    |
| 07015200 0701-00000-000-52000-0000-502201-0000 Life Insurance        |        | 1.00     | 1,107.92   | 1,107.92 *      |
| 07015200 0701-00000-000-52000-0000-502209-0000 Health Insurance      |        | 1.00     | 78,832.89  | 78,832.89 *     |
| 07015200 0701-00000-000-52000-0000-502210-0000 Payroll Taxes         |        | 1.00     | 47,385.04  | 47,385.04 *     |
| 07015200 0701-00000-000-52000-0000-502214-0000 Disability Insurance  |        | 1.00     | 1,074.58   | 1,074.58 *      |
| 07015200 0701-00000-000-52000-0000-502215-0000 workers' Compensation |        | 1.00     | 8,954.89   | 8,954.89 *      |
| 07015200 0701-00000-000-52000-0000-502227-0000 Dental                |        | 1.00     | 3,862.60   | 3,862.60 *      |
| 07015200 0701-00000-000-52000-0000-502300-0000 Printing & Binding    |        | 1.00     | 5,000.00   | 5,000.00 *      |
| 07015200 0701-00000-000-52000-0000-502560-0000 RIPDE - ADJ           |        | 1.00     | 35,000.00  | 35,000.00 *     |

\*\*\* Town of Westerly LIVE Database \*\*\*



**NEXT YEAR BUDGET DETAIL REPORT**

PROJECTION: 26102 FY2025-2026 Sewer Fund - Operating

| ACCOUNTS FOR:   | VENDOR   | QUANTITY | UNIT COST    | 2026 Department |
|---|--|----------|--------------|-----------------|
| Sewer Operating Fund  |  |          |              |                 |
| 07015200 0701-00000-000-52000-0000-502650-0000 Maintenance of Equipment       | Maintenance of Equipment   | 1.00     | 5,000.00     | 5,000.00 *      |
| 07015200 0701-00000-000-52000-0000-502750-0000 Rentals                        | Rentals  | 1.00     | 1,500.00     | 1,500.00 *      |
| 07015200 0701-00000-000-52000-0000-502760-0000 State Fees                     | State Fees. Septage Haulers surcharge paid to state              | 1.00     | 45,000.00    | 45,000.00 *     |
| 07015200 0701-00000-000-52000-0000-502840-0000 Miscellaneous Vendor Contracts | Miscellaneous Vendor Contracts. RPE & TRANSFER STATION (GARBAGE) | 1.00     | 8,000.00     | 8,000.00 *      |
| 07015200 0701-00000-000-52000-0000-502841-0000 Technology Contracts           | Technology Contracts   | 1.00     | 32,500.00    | 32,500.00 *     |
| 07015200 0701-00000-000-52000-0000-502850-0000 LAP Insurance                  | LAP Insurance  | 1.00     | 53,544.02    | 53,544.02 *     |
| 07015200 0701-00000-000-52000-0000-502950-0000 Contractual Services           | Contractual Services   | 1.00     | 10,000.00    | 10,000.00 *     |
| 07015200 0701-00000-000-52000-0000-502970-0000 Sewer Plant Contract           | Sewer Plant Contract   | 1.00     | 3,313,290.96 | 3,313,290.96 *  |
| 07015200 0701-00000-000-52000-0000-503020-0000 Materials                      | Materials  | 1.00     | 1,000.00     | 1,000.00 *      |
| 07015200 0701-00000-000-52000-0000-503030-0000 Clothing                       | Clothing   | 1.00     | 1,800.00     | 1,800.00 *      |
| 07015200 0701-00000-000-52000-0000-503050-0000 Construction Supplies          | Construction Supplies  | 1.00     | 2,000.00     | 2,000.00 *      |
| 07015200 0701-00000-000-52000-0000-503070-0000 Fuel & Lubricants              | Fuel & Lubricants  | 1.00     | 22,000.00    | 22,000.00 *     |
| 07015200 0701-00000-000-52000-0000-503180-0000 Machinery & Equipment Parts    | Machinery & Equipment Parts                                      | 1.00     | 1,000.00     | 1,000.00 *      |
| 07015200 0701-00000-000-52000-0000-503250-0000 Safety Supplies                | Safety Supplies  | 1.00     | 700.00       | 700.00 *        |
| 07015200 0701-00000-000-52000-0000-503310-0000 Pipes & Fittings               | Pipes & Fittings   | 1.00     | 2,500.00     | 2,500.00 *      |

\*\*\* Town of Westerly LIVE Database \*\*\*



NEXT YEAR BUDGET DETAIL REPORT

PROJECTION: 26102 FY2025-2026 Sewer Fund - Operating

| ACCOUNTS FOR:  | VENDOR                        | QUANTITY | UNIT COST  | 2026         | Department   |
|--|-------------------------------|----------|------------|--------------|--------------|
| Sewer Operating Fund   |                               |          |            |              |              |
| 07015200 0701-00000-000-52000-0000-503970-0000 Asphalt Products              | Asphalt Products              | 1.00     | 2,500.00   | 2,500.00 *   | 2,500.00 *   |
| 07015200 0701-00000-000-52000-0000-503980-0000 Concrete Products             | Concrete Products             | 1.00     | 500.00     | 500.00 *     | 500.00 *     |
| 07015200 0701-00000-000-52000-0000-504262-0000 Scada System                  | Scada System                  | 1.00     | 25,000.00  | 25,000.00 *  | 25,000.00 *  |
| 07015200 0701-00000-000-52000-0000-504588-0000 Building Improvements         | Building Improvements         | 1.00     | 25,000.00  | 25,000.00 *  | 25,000.00 *  |
| 07015200 0701-00000-000-52000-0000-504611-0000 Filter Media Repl Project     | Filter Media Replacement      | 1.00     | 10,000.00  | 10,000.00 *  | 10,000.00 *  |
| 07015200 0701-00000-000-52000-0000-504811-0000 Infrastructure Improvement Fd | Infrastructure Improvement Fd | 1.00     | 100,000.00 | 100,000.00 * | 100,000.00 * |
| 07015200 0701-00000-000-52000-0000-504872-0000 Sewer System Evaluation Study | Sewer System Evaluation Study | 1.00     | 125,000.00 | 125,000.00 * | 125,000.00 * |
| 07015200 0701-00000-000-52000-0000-505010-0000 Principal                     | Principal                     | 1.00     | 141,150.00 | 141,150.00   | 141,150.00 * |
| 07015200 0701-00000-000-52000-0000-505020-0000 Interest                      | Interest                      | 1.00     | 149,734.19 | 149,734.19 * | 149,734.19 * |
| 07015200 0701-00000-000-52000-0000-505134-0000 Admin Pension                 | Admin Pension                 | 1.00     | 51,118.89  | 51,118.89 *  | 51,118.89 *  |
| 07015200 0701-00000-000-52000-0000-505136-0000 Local 808 Pension             | Local 808 Pension             | 1.00     | 6,908.41   | 6,908.41 *   | 6,908.41 *   |
| 07015200 0701-00000-000-52000-0000-505290-0000 STP Capital Program           | STP Capital Program           | 1.00     | 150,000.00 | 150,000.00 * | 150,000.00 * |
| 07015200 0701-00000-000-52000-0000-505470-0000 Infiltration Cap Pro          | Infiltration Cap Pro          | 1.00     | 100,000.00 | 100,000.00 * | 100,000.00 * |

for Sewer - physical camera evaluation of sewer pipes to determine necessary sewer relining. weston & Sampson to video sewer.

the current Jacobs contract repairs and improvements over \$2,500.00 are charged to STP capital.

physical home inspections for inflow and infiltration as required by DEM.

\*\*\* Town of Westerly LIVE Database \*\*\*




**NEXT YEAR BUDGET DETAIL REPORT**

PROJECTION: 26102 FY2025-2026 Sewer Fund - Operating

ACCOUNTS FOR:

| ACCOUNTS FOR:  | VENDOR                   | QUANTITY | UNIT COST  | 2026       | Department           |
|--|--------------------------|----------|------------|------------|----------------------|
| Sewer Operating Fund   |                          |          |            |            |                      |
| 0701I5200 0701-00000-000-52000-0000-508606-0000 Vehicle Replacement Plan | Vehicle Replacement Plan | 1.00     | 134,853.50 | 134,853.50 | 134,853.50 *         |
| 0701I5200 0701-00000-000-52000-0000-509820-0000 Bank Fees                | Bank Fees                | 1.00     | 1,342.88   | 1,342.88   | 1,342.88 *           |
| 0701I5200 0701-00000-000-52000-0000-511160-0000 HR Coordinator           | HR Coordinator           | 1.00     | 2,574.07   | 2,574.07   | 2,574.07 *           |
| 0701I5200 0701-00000-000-52000-0000-531170-0000 Auditors Fee             | Auditors Fee             | 1.00     | 8,000.00   | 8,000.00   | 8,000.00 *           |
| <b>TOTAL Sewer Operating Fund</b>  |                          |          |            |            | <b>.00</b>           |
| <b>TOTAL REVENUE</b>   |                          |          |            |            | <b>-5,838,940.00</b> |
| <b>TOTAL EXPENSE</b>   |                          |          |            |            | <b>5,838,940.00</b>  |
| <b>GRAND TOTAL</b>   |                          |          |            |            | <b>.00</b>           |



This page is intentionally blank



## GENERAL GOVERNMENT: TRANSFER STATION

---

### Mission Statement

To provide a safe, well-maintained Transfer Station for the sanitary disposal of solid waste for residents and businesses in the Town of Westerly.

### Functions

The Department of Public Works Solid Waste Division receives and transfers all refuse and recyclables for the Town of Westerly, Hopkinton residents and businesses.

### Staffing

Salaries of employees *assigned* to this organization:

| Job Class Description           | Head Count | 2025             | 2026             | TRANSFER STATION |
|---------------------------------|------------|------------------|------------------|------------------|
| Manager of the Transfer Station | 1          | 85,075           | 87,201           | 100%             |
| Administrative Assistant        | 1          | 53,813           | 55,158           | 100%             |
| Crew Leader                     | 1          | 62,899           | 64,157           | 100%             |
| Heavy Equipment Operator        | 1          | 56,576           | 57,708           | 100%             |
| Light Equipment Operator        | 1          | 57,470           | 58,620           | 100%             |
| Laborer                         | 3          | 163,301          | 166,567          | 100%             |
| Tractor Drivers                 | 3          | 190,195          | 193,999          | 100%             |
| Seasonal Wages                  | VARIES     | 9,000            | 12,000           | 100%             |
| <b>Total</b>                    | <b>11</b>  | <b>\$678,328</b> | <b>\$695,409</b> |                  |

### Accomplishments


---

- Improved program to remove metal from demolition loads
- Increased security and cash handling process for the Scale house
- Installed cameras at the Gate
- Installed more signage for efficiency at the entire facility
- Increased tipping fees, changed Solid Waste Ordinance and Fee Schedule
- Purged equipment under-utilized or not used in many years creating funding to replace equipment
- Continued to cross-train the staff for efficiency
- Increased access to more commodities for efficiency

### Objectives

---

- Continuing to reduce the deficit in the Solid Waste Budget
- Provide staff with more Education and Training
- Continue repairs to Transfer Building, siding, floor etc.
- Continue to Upgrade Equipment for safety and efficiency
- Add more cameras to the facility



This page is intentionally blank

**TOWN OF WESTERLY**  
**TOWN MANAGER PROPOSED FY 2026 BUDGET**  
**TRANSFER STATION**  
**For the year July 1,2025 - June 30, 2026**

|                        |        | 2022               | 2023               | 2024               | 2025               | 2026               | PCT          |
|------------------------|--------|--------------------|--------------------|--------------------|--------------------|--------------------|--------------|
|                        |        | ACTUALS            | ACTUALS            | ACTUALS            | REVISED BUDGET     | TOWN MANAGER       | CHANGE       |
| <b>REVENUE</b>         |        |                    |                    |                    |                    |                    |              |
| 09000900               | 402330 | -                  | (770,350.00)       | (768,750.18)       | (775,000.00)       | (768,000.00)       | -0.90%       |
| 09000900               | 406150 | -                  | (1,373.00)         | -                  | -                  | -                  | 0.00%        |
| 09000900               | 406560 | (416,583.96)       | (366,418.00)       | (364,093.00)       | (200,000.00)       | (375,759.00)       | 87.88%       |
| 09000900               | 406561 | (2,204,898.97)     | (2,648,356.10)     | (2,249,847.04)     | (2,120,000.00)     | (2,175,000.00)     | 2.59%        |
| 09000900               | 406570 | (829,376.45)       | (802,132.81)       | (1,010,766.99)     | (750,000.00)       | (800,000.00)       | 6.67%        |
| 09000900               | 406571 | (8,854.61)         | (5,173.46)         | (6,724.25)         | (8,000.00)         | (8,000.00)         | 0.00%        |
| 09000900               | 406591 | (4,537.65)         | (4,753.54)         | (9,549.01)         | (5,000.00)         | (5,000.00)         | 0.00%        |
| 09000900               | 406592 | (45,000.00)        | -                  | -                  | -                  | -                  | 0.00%        |
| 09000900               | 464210 | (92,600.00)        | (11,846.25)        | (16,505.78)        | -                  | -                  | 0.00%        |
| 09000900               | 464221 | (72,996.57)        | -                  | -                  | -                  | -                  | 0.00%        |
| 09000900               | 499999 | (488,571.00)       | -                  | -                  | -                  | -                  | 0.00%        |
| <b>TOTAL REVENUE</b>   |        | <b>(4,163,419)</b> | <b>(4,610,403)</b> | <b>(4,452,316)</b> | <b>(3,858,000)</b> | <b>(4,131,759)</b> | <b>7.10%</b> |
| <b>PERSONNEL</b>       |        |                    |                    |                    |                    |                    |              |
| 09000900               | 500280 | 72,807.54          | 85,808.49          | 83,649.33          | 85,074.26          | 87,201.22          | 2.50%        |
| 09000900               | 500380 | 51,261.41          | 57,229.89          | 11,051.83          | 53,812.51          | 55,157.82          | 2.50%        |
| 09000900               | 500600 | 57,524.17          | 60,996.29          | 62,874.00          | 62,899.20          | 64,157.18          | 2.00%        |
| 09000900               | 500620 | 49,836.81          | 26,405.60          | -                  | -                  | -                  | 0.00%        |
| 09000900               | 500650 | 43,456.92          | (129.28)           | 48,358.88          | 56,576.00          | 57,707.52          | 2.00%        |
| 09000900               | 500660 | 54,074.13          | 22,765.05          | 56,819.33          | 57,470.40          | 58,619.81          | 2.00%        |
| 09000900               | 500710 | 79,391.40          | 104,456.95         | 150,225.06         | 163,300.80         | 166,566.82         | 2.00%        |
| 09000900               | 500890 | 173,463.49         | 181,431.94         | 182,543.93         | 190,195.20         | 193,999.10         | 2.00%        |
| 09000900               | 501010 | (9,977.79)         | 14,128.84          | (6,350.99)         | -                  | -                  | 0.00%        |
| 09000900               | 501030 | 4,582.29           | 11,595.25          | 18,695.86          | 9,000.00           | 12,000.00          | 33.33%       |
| 09000900               | 501040 | 32,469.34          | 17,669.14          | 24,146.05          | 25,000.00          | 25,000.00          | 0.00%        |
| 09000900               | 501043 | -                  | -                  | -                  | 3,000.00           | 3,000.00           | 0.00%        |
| <b>TOTAL PERSONNEL</b> |        | <b>608,890</b>     | <b>582,358</b>     | <b>632,013</b>     | <b>706,328</b>     | <b>723,409</b>     | <b>2.42%</b> |

**TOWN OF WESTERLY**  
**TOWN MANAGER PROPOSED FY 2026 BUDGET**  
**TRANSFER STATION**  
**For the year July 1,2025 - June 30, 2026**

|                     |        | 2022           | 2023           | 2024           | 2025           | 2026           | PCT           |
|---------------------|--------|----------------|----------------|----------------|----------------|----------------|---------------|
|                     |        | ACTUALS        | ACTUALS        | ACTUALS        | REVISED BUDGET | TOWN MANAGER   | CHANGE        |
| <b>FRINGE</b>       |        |                |                |                |                |                |               |
| 09000900            | 502201 | 1,277.60       | 996.02         | 1,767.67       | 1,170.00       | 1,170.00       | 0.00%         |
| 09000900            | 502209 | 143,866.40     | 137,088.51     | 123,008.02     | 137,289.67     | 147,515.98     | 7.45%         |
| 09000900            | 502210 | 44,597.33      | 40,969.50      | 46,732.35      | 48,857.63      | 55,340.82      | 13.27%        |
| 09000900            | 502214 | 346.66         | 368.35         | 207.65         | 463.87         | 346.56         | -25.29%       |
| 09000900            | 502215 | 20,884.35      | 28,720.82      | 46,259.42      | 57,514.71      | 59,220.01      | 2.96%         |
| 09000900            | 502227 | 7,255.42       | 7,716.72       | 8,341.25       | 9,291.85       | 9,480.45       | 2.03%         |
| 09000900            | 505134 | 12,407.08      | 13,834.79      | 8,637.05       | 14,496.00      | 14,235.90      | -1.79%        |
| 09000900            | 505136 | 38,860.51      | 26,633.63      | 37,685.29      | 44,179.20      | 68,702.40      | 55.51%        |
| <b>TOTAL FRINGE</b> |        | <b>269,495</b> | <b>256,328</b> | <b>272,639</b> | <b>313,263</b> | <b>356,012</b> | <b>13.65%</b> |

|                  |        |              |              |              |              |              |         |
|------------------|--------|--------------|--------------|--------------|--------------|--------------|---------|
| <b>OPERATING</b> |        |              |              |              |              |              |         |
| 09000900         | 502010 | 471.00       | -            | -            | 250.00       | 250.00       | 0.00%   |
| 09000900         | 502100 | 2,450.04     | 1,359.26     | 658.85       | 1,200.00     | 1,200.00     | 0.00%   |
| 09000900         | 502200 | 14,154.12    | 15,252.72    | 18,466.58    | 14,000.00    | 14,000.00    | 0.00%   |
| 09000900         | 502300 | 89,935.86    | 83,216.71    | 84,527.67    | 40,000.00    | 20,000.00    | -50.00% |
| 09000900         | 502340 | 7,267.57     | -            | -            | -            | -            | 0.00%   |
| 09000900         | 502400 | 6,326.16     | 6,360.02     | 6,695.66     | 7,000.00     | 7,000.00     | 0.00%   |
| 09000900         | 502500 | 2,667.92     | 593.46       | 1,813.00     | 2,000.00     | 2,000.00     | 0.00%   |
| 09000900         | 502600 | -            | 976.03       | -            | -            | -            | 0.00%   |
| 09000900         | 502650 | 20,801.20    | 10,818.37    | 20,701.66    | 25,000.00    | 25,000.00    | 0.00%   |
| 09000900         | 502700 | 12,338.87    | 6,660.13     | 5,744.35     | 6,000.00     | 25,000.00    | 316.67% |
| 09000900         | 502750 | 140.00       | 362.57       | 344.00       | 500.00       | 500.00       | 0.00%   |
| 09000900         | 502850 | 33,134.10    | 38,603.40    | 49,924.72    | 47,536.00    | 50,093.44    | 5.38%   |
| 09000900         | 502900 | 1,840.50     | 4,724.24     | 11,952.50    | 8,000.00     | 10,000.00    | 25.00%  |
| 09000900         | 502947 | 1,724,570.39 | 2,227,056.26 | 2,022,095.72 | 1,898,932.63 | 2,000,000.00 | 5.32%   |
| 09000900         | 502950 | 3,209.78     | 9,842.14     | 4,952.97     | 10,000.00    | 10,000.00    | 0.00%   |
| 09000900         | 503020 | 32.50        | 106.20       | -            | 500.00       | 500.00       | 0.00%   |
| 09000900         | 503030 | 71.96        | 1,125.00     | -            | 875.00       | 1,350.00     | 54.29%  |
| 09000900         | 503070 | 142,334.56   | 128,934.18   | 77,336.02    | 115,000.00   | 115,000.00   | 0.00%   |

**TOWN OF WESTERLY**  
**TOWN MANAGER PROPOSED FY 2026 BUDGET**  
**TRANSFER STATION**  
**For the year July 1,2025 - June 30, 2026**

|                        |        | 2022             | 2023             | 2024             | 2025             | 2026             | PCT          |
|------------------------|--------|------------------|------------------|------------------|------------------|------------------|--------------|
|                        |        | ACTUALS          | ACTUALS          | ACTUALS          | REVISED BUDGET   | TOWN MANAGER     | CHANGE       |
| 09000900               | 503100 | 73,722.32        | 81,796.30        | 95,737.11        | 100,000.00       | 130,000.00       | 30.00%       |
| 09000900               | 503110 | -                | 93.39            | -                | 200.00           | 500.00           | 150.00%      |
| 09000900               | 503120 | 17.57            | 550.51           | 1,283.09         | 1,000.00         | 1,000.00         | 0.00%        |
| 09000900               | 503130 | 1,049.13         | 1,211.59         | 1,148.25         | 1,200.00         | 1,200.00         | 0.00%        |
| 09000900               | 503160 | 584.60           | 3,925.22         | 1,476.09         | 1,500.00         | 4,500.00         | 200.00%      |
| 09000900               | 503420 | -                | -                | 3.50             | -                | -                | 0.00%        |
| 09000900               | 504080 | 1,540.17         | 1,645.06         | 2,962.02         | 2,500.00         | 3,500.00         | 40.00%       |
| 09000900               | 504089 | -                | -                | -                | 35,831.64        | -                | -100.00%     |
| 09000900               | 504901 | 10,232.52        | 11,979.72        | 19,741.59        | 10,000.00        | 20,000.00        | 100.00%      |
| 09000900               | 504905 | 27,510.00        | 9,644.00         | -                | -                | -                | 0.00%        |
| 09000900               | 505300 | 6,104.51         | 1,116.82         | 638.05           | 4,000.00         | 4,000.00         | 0.00%        |
| 09000900               | 506060 | 18,945.32        | 4,500.00         | -                | -                | 50,000.00        | 100.00%      |
| 09000900               | 506360 | 10,482.87        | -                | -                | -                | -                | 0.00%        |
| 09000900               | 529100 | 5,034.04         | (7,072.00)       | 29,977.66        | -                | -                | 0.00%        |
| 09000900               | 549640 | 3,200.00         | 2,995.42         | 3,283.08         | 3,800.00         | 4,000.00         | 5.26%        |
| 09000900               | 555001 | -                | -                | -                | -                | -                | 0.00%        |
| <b>TOTAL OPERATING</b> |        | <b>2,220,170</b> | <b>2,648,377</b> | <b>2,461,464</b> | <b>2,336,825</b> | <b>2,500,593</b> | <b>7.01%</b> |

|                      |        | 2022           | 2023           | 2024           | 2025           | 2026           | PCT          |
|----------------------|--------|----------------|----------------|----------------|----------------|----------------|--------------|
|                      |        | ACTUALS        | ACTUALS        | ACTUALS        | REVISED BUDGET | TOWN MANAGER   | CHANGE       |
| <b>CAPITAL</b>       |        |                |                |                |                |                |              |
| 09000900             | 504037 | -              | -              | 4,990.00       | 200,000.00     | 200,000.00     | 0.00%        |
| 09000900             | 504580 | 128.34         | 9,885.45       | 1,035.29       | -              | -              | 0.00%        |
| 09000900             | 504588 | -              | -              | 239.25         | -              | -              | 0.00%        |
| 09000900             | 504591 | 24,738.48      | -              | 20,565.84      | -              | -              | 0.00%        |
| 09000900             | 509931 | 175,230.32     | 211,424.00     | 274,231.26     | -              | -              | 0.00%        |
| <b>TOTAL CAPITAL</b> |        | <b>200,097</b> | <b>221,309</b> | <b>301,062</b> | <b>200,000</b> | <b>200,000</b> | <b>0.00%</b> |

**TOWN OF WESTERLY**  
**TOWN MANAGER PROPOSED FY 2026 BUDGET**  
**TRANSFER STATION**  
**For the year July 1, 2025 - June 30, 2026**

|                      |        | 2022               | 2023               | 2024               | 2025               | 2026               | PCT           |
|----------------------|--------|--------------------|--------------------|--------------------|--------------------|--------------------|---------------|
|                      |        | ACTUALS            | ACTUALS            | ACTUALS            | REVISED BUDGET     | TOWN MANAGER       | CHANGE        |
| <b>DEBT</b>          |        |                    |                    |                    |                    |                    |               |
| 09000900             | 505010 | -                  | 0.05               | 178,912.38         | 179,113.00         | 217,562.28         | 21.47%        |
| 09000900             | 505020 | -                  | 4,665.00           | (4,665.00)         | -                  | -                  | 0.00%         |
| 09000900             | 505025 | 15,998.70          | 5,934.93           | 38,686.71          | 28,741.43          | 39,181.68          | 36.32%        |
| 09000900             | 508606 | -                  | (85,280.00)        | 16,915.60          | 93,729.00          | 95,000.00          | 1.36%         |
| <b>TOTAL DEBT</b>    |        | <b>15,999</b>      | <b>(74,680)</b>    | <b>229,850</b>     | <b>301,583</b>     | <b>351,744</b>     | <b>16.63%</b> |
| <b>OTHER</b>         |        |                    |                    |                    |                    |                    |               |
| 09000900             | 599999 | 34,702.90          | -                  | 112,636.83         | -                  | -                  | 0.00%         |
| <b>TOTAL OTHER</b>   |        | <b>34,703</b>      | <b>-</b>           | <b>112,637</b>     | <b>-</b>           | <b>-</b>           | <b>-</b>      |
| <b>TOTAL REVENUE</b> |        | <b>(3,760,407)</b> | <b>(4,163,419)</b> | <b>(4,452,316)</b> | <b>(3,858,000)</b> | <b>(4,131,759)</b> | <b>7.10%</b>  |
| <b>TOTAL EXPENSE</b> |        | <b>2,954,812</b>   | <b>3,349,353</b>   | <b>4,009,664</b>   | <b>3,858,000</b>   | <b>4,131,759</b>   | <b>7.10%</b>  |
| <b>GRAND TOTAL</b>   |        | <b>(805,595)</b>   | <b>(814,066)</b>   | <b>(442,652)</b>   | <b>-</b>           | <b>0</b>           | <b>0.00%</b>  |

\*\*\* Town of Westerly LIVE Database \*\*\*



NEXT YEAR BUDGET DETAIL REPORT

PROJECTION: 26104 FY2025-2026 Transfer Station- Operating

| ACCOUNTS FOR:  | VENDOR | QUANTITY | UNIT COST    | 2026 Department |
|--|--------|----------|--------------|-----------------|
| Transfer Station Fund  |        |          |              |                 |
| 09000900 0900-00000-0000-00000-402330-0000 Fines & Fees  |        | 1.00     | 768,000.21   | -768,000.21 *   |
| Proposed Fees: \$50 per property x 13,000 properties x 95% collection rate   |        |          |              | -768,000.21     |
| 09000900 0900-00000-0000-00000-406560-0000 Trash Bag Receipts  |        | 1.00     | 375,759.00   | -375,759.00 *   |
| Revenues from the sale of the designated Town trash bags in compliance with the Chapter 217.5 pay by the bag program |        |          |              | -375,759.00     |
| 09000900 0900-00000-0000-00000-406561-0000 Haulers/Commercial  |        | 1.00     | 2,175,000.00 | -2,175,000.00 * |
| Revenues from haulers, commercial accounts and town buildings and grounds  |        |          |              | -2,175,000.00   |
| 09000900 0900-00000-0000-00000-406570-0000 Transfer Station Daily Receipt  |        | 1.00     | 800,000.00   | -800,000.00 *   |
| Cash and checks collected daily at the Scale House for disposal fees   |        |          |              | -800,000.00     |
| 09000900 0900-00000-0000-00000-406571-0000 Misc. Scrap Metal & Batteries   |        | 1.00     | 8,000.00     | -8,000.00 *     |
| Revenue from recycling scrap metal and batteries   |        |          |              | -8,000.00       |
| 09000900 0900-00000-0000-00000-406591-0000 Interest Haulers/Commercial   |        | 1.00     | 5,000.00     | -5,000.00 *     |
| Revenue for interest collected on overdue accounts   |        |          |              | -5,000.00       |
| 09000900 0900-00000-0000-00000-500280-0000 Asst. Public Works Superintendent   |        | 1.00     | 87,201.22    | 87,201.22 *     |
| 2026 100% of 1 FTE ASST DPW SUPERINTENDENT EMP631  |        |          |              | 87,201.22       |
| 09000900 0900-00000-0000-00000-500380-0000 Administrative Assistant  |        | 1.00     | 55,157.82    | 55,157.82 *     |
| 2026 100% of 1 FTE PUBLIC WORKS CLERICAL/ADMIN ASST EMP9996  |        |          |              | 55,157.82       |
| 09000900 0900-00000-0000-00000-500600-0000 Crew Leader   |        | 1.00     | 64,157.18    | 64,157.18 *     |
| 2026 100% of 1 FTE CREW LEADER, CDL CLASS A EMP147   |        |          |              | 64,157.18       |
| 09000900 0900-00000-0000-00000-500650-0000 Heavy Equipment Operator  |        | 1.00     | 57,707.52    | 57,707.52 *     |
| 2026 100% of 1 FTE HEAVY EQUIP OP EMP3897  |        |          |              | 57,707.52       |
| 09000900 0900-00000-0000-00000-500660-0000 Light Equipment Operator  |        | 1.00     | 58,619.81    | 58,619.81 *     |
| 2026 100% of 1 FTE LIGHT EQUIP OP, CDL CLASS B EMP4737   |        |          |              | 58,619.81       |

\*\*\* Town of Westerly LIVE Database \*\*\*



NEXT YEAR BUDGET DETAIL REPORT

PROJECTION: 26104 FY2025-2026 Transfer Station- Operating

| ACCOUNTS FOR:   | VENDOR | QUANTITY | UNIT COST | 2026         | Department   |
|---|--------|----------|-----------|--------------|--------------|
| Transfer Station Fund   |        |          |           |              |              |
| 09000900 0900-00000-0000-00000-500710-0000 Laborer  |        | 1.00     | 55,522.27 | 166,566.81 * | 166,566.81 * |
| 2026 100% of 1 FTE LABORER EMP4813  |        | 1.00     | 55,522.27 |              | 55,522.27    |
| 2024 100% of 1 FTE LABORER EMP4832  |        | 1.00     | 55,522.27 |              | 55,522.27    |
| 2026 100% of 1 FTE LABORER EMP4833  |        | 1.00     | 55,522.27 |              | 55,522.27    |
| 09000900 0900-00000-0000-00000-500890-0000 Tractor Trailer Driver   |        | 1.00     | 64,666.37 | 193,999.11 * | 193,999.11 * |
| 2026 100% of 1 FTE TRACTOR TRAILER DRIVER EMP375  |        | 1.00     | 64,666.37 | 64,666.37    | 64,666.37    |
| 2026 100% of 1 FTE TRACTOR TRAILER DRIVER EMP3563   |        | 1.00     | 64,666.37 | 64,666.37    | 64,666.37    |
| 2026 100% of 1 FTE TRACTOR TRAILER DRIVER EMP4800   |        | 1.00     | 64,666.37 | 64,666.37    | 64,666.37    |
| 09000900 0900-00000-0000-00000-501030-0000 Seasonal wages   |        | 1.00     | 12,000.00 | 12,000.00 *  | 12,000.00 *  |
| 2026 increased due to sticker disbursement worker needed 100% of 1 FTE RECREATION EMPLOYEE EMP4502                        |        | 1.00     | 12,000.00 | 12,000.00    | 12,000.00    |
| 09000900 0900-00000-0000-00000-501040-0000 Overtime & Standby   |        | 1.00     | 25,000.00 | 25,000.00 *  | 25,000.00 *  |
| Overtime for the Transfer Station crew to cover vacation, sick time, special operations, and holiday hours                |        | 1.00     | 25,000.00 | 25,000.00    | 25,000.00    |
| 09000900 0900-00000-0000-00000-501043-0000 Rate Differential  |        | 1.00     | 3,000.00  | 3,000.00 *   | 3,000.00 *   |
| Compensation for individuals who perform work above their respective classification in accordance with Local 808 contract |        | 1.00     | 3,000.00  | 3,000.00     | 3,000.00     |
| 09000900 0900-00000-0000-00000-502010-0000 Advertising  |        | 1.00     | 250.00    | 250.00 *     | 250.00 *     |
| Advertising in the local paper pay for 3 or 4 Ads as needed for program Shredding Day                                     |        | 1.00     | 250.00    | 250.00       | 250.00       |
| 09000900 0900-00000-0000-00000-502100-0000 Telephone  |        | 1.00     | 1,200.00  | 1,200.00 *   | 1,200.00 *   |
| Telephone charges for landlines and cell phones (administrator, scale house operator, tractor trailer drivers)            |        | 1.00     | 1,200.00  | 1,200.00     | 1,200.00     |
| 09000900 0900-00000-0000-00000-502200-0000 utilities  |        | 1.00     | 14,000.00 | 14,000.00 *  | 14,000.00 *  |
| Electricity for the Transfer Station  |        | 1.00     | 14,000.00 | 14,000.00    | 14,000.00    |

**NEXT YEAR BUDGET DETAIL REPORT**

PROJECTION: 26104 FY2025-2026 Transfer Station- Operating

| ACCOUNTS FOR:   | VENDOR | QUANTITY | UNIT COST | 2026 Department |
|---|--------|----------|-----------|-----------------|
| Transfer Station Fund                                       |        |          |           | 1,170.00 *      |
| 09000900 0900-00000-0000-00000-502201-0000 Life Insurance   |        | 1.00     | 90.00     | 90.00           |
| 2026 100% of 1 FTE CREW LEADER, CDL                         |        |          |           |                 |
| CLASS A EMP147 LIFE INSURANCE                               |        |          |           |                 |
| 2026 100% of 1 FTE TRACTOR TRAILER                          |        | 1.00     | 90.00     | 90.00           |
| DRIVER EMP375 LIFE INSURANCE                                |        |          |           |                 |
| 2026 100% of 1 FTE ASST DPW                                 |        | 1.00     | 180.00    | 180.00          |
| SUPERINTENDENT EMP631 LIFE INSURANCE                        |        |          |           |                 |
| 2026 100% of 1 FTE TRACTOR TRAILER                          |        | 1.00     | 90.00     | 90.00           |
| DRIVER EMP3563 LIFE INSURANCE                               |        |          |           |                 |
| 2026 100% of 1 FTE HEAVY EQUIP OP                           |        | 1.00     | 90.00     | 90.00           |
| EMP3897 LIFE INSURANCE                                      |        |          |           |                 |
| 2026 100% of 1 FTE LIGHT EQUIP OP, CDL                      |        | 1.00     | 90.00     | 90.00           |
| CLASS B EMP4737 LIFE INSURANCE                              |        |          |           |                 |
| 2026 100% of 1 FTE TRACTOR TRAILER                          |        | 1.00     | 90.00     | 90.00           |
| DRIVER EMP4800 LIFE INSURANCE                               |        |          |           |                 |
| 2026 100% of 1 FTE LABORER EMP4813 LIFE                     |        | 1.00     | 90.00     | 90.00           |
| INSURANCE   |        |          |           |                 |
| 2026 100% of 1 FTE LABORER EMP4832 LIFE                     |        | 1.00     | 90.00     | 90.00           |
| INSURANCE   |        |          |           |                 |
| 2026 100% of 1 FTE LABORER EMP4833 LIFE                     |        | 1.00     | 90.00     | 90.00           |
| INSURANCE   |        |          |           |                 |
| 2026 100% of 1 FTE PUBLIC WORKS                             |        | 1.00     | 180.00    | 180.00          |
| EMPLOYEE CLERICAL EMP9996 LIFE                              |        |          |           |                 |
| INSURANCE   |        |          |           |                 |
| 09000900 0900-00000-0000-00000-502209-0000 Health Insurance |        |          |           | 147,515.97 *    |
| 2026 100% of 1 FTE ASST DPW                                 |        | 1.00     | 9,034.73  | 9,034.73        |
| SUPERINTENDENT HEALTH INSURANCE AND HSA                     |        |          |           |                 |
| 2026 100% of 1 FTE ADMIN ASST. HEALTH                       |        | 1.00     | 8,061.12  | 8,061.12        |
| INSURANCE AND HSA   |        |          |           |                 |
| 2026 100% of 1 FTE CREW LEADER, CDL                         |        | 1.00     | 22,064.05 | 22,064.05       |
| CLASS A HEALTH INSURANCE AND HSA                            |        |          |           |                 |
| 2026 100% of 1 FTE HEAVY EQUIP OP                           |        | 1.00     | 5,000.00  | 5,000.00        |
| MEDICAL BUYBACK   |        |          |           |                 |
| 2026 100% of 1 FTE LABORER HEALTH                           |        | 1.00     | 9,034.72  | 9,034.72        |
| INSURANCE AND HSA   |        |          |           |                 |
| 2026 100% of 1 FTE LABORER HEALTH                           |        | 1.00     | 22,064.05 | 22,064.05       |
| INSURANCE AND HSA   |        |          |           |                 |
| 2026 100% of 1 FTE LABORER HEALTH                           |        | 1.00     | 19,915.74 | 19,915.74       |
| INSURANCE AND HSA   |        |          |           |                 |
| 2026 100% of 1 FTE LIGHT EQUIP OP, CDL                      |        | 1.00     | 5,000.00  | 5,000.00        |
| CLASS B BUYBACK   |        |          |           |                 |
| 0.01  |        |          |           |                 |
| 2026 100% of 1 FTE TRACTOR TRAILER                          |        | 1.00     | 19,640.22 | 19,640.22       |
| DRIVER HEALTH AND HSA                                       |        |          |           |                 |
| 2026 100% of 1 FTE TRACTOR TRAILER                          |        | 1.00     | 19,640.22 | 19,640.22       |
| DRIVER HEALTH AND HSA                                       |        |          |           |                 |
| 2026 100% of 1 FTE TRACTOR TRAILER                          |        | 1.00     | 8,061.12  | 8,061.12        |
| DRIVER HEALTH AND HSA                                       |        |          |           |                 |

**NEXT YEAR BUDGET DETAIL REPORT**

PROJECTION: 26104 FY2025-2026 Transfer Station- Operating

| ACCOUNTS FOR:  | VENDOR | QUANTITY | UNIT COST | 2026 Department |
|--|--------|----------|-----------|-----------------|
| Transfer Station Fund  |        |          |           | 55,340.82 *     |
| 09000900 0900-00000-000-00000-0000-502210-0000 Payroll Taxes                       |        | 1.00     | 6,670.89  | 6,670.89        |
| 2026 100% of 1 FTE MANAGER OF SANITATION PAYROLL TAXES                             |        | 1.00     | 4,219.57  | 4,219.57        |
| 2026 100% of 1 FTE ADMIN ASST. PAYROLL TAXES                                       |        | 1.00     | 4,908.02  | 4,908.02        |
| 2026 100% of 1 FTE CREW LEADER PAYROLL TAXES                                       |        | 1.00     | 4,414.63  | 4,414.63        |
| 2026 100% of 1 FTE HEAVY EQUIP OP PAYROLL TAXES                                    |        | 1.00     | 4,484.42  | 4,484.42        |
| 2026 100% of 3 FTE LABORER PAYROLL TAXES   |        | 1.00     | 12,742.36 | 12,742.36       |
| 2026 100% of 3 FTE TRACTOR TRAILER DRIVER PAYROLL TAXES                            |        | 1.00     | 14,840.93 | 14,840.93       |
| 2026 100% of SEASONAL WAGES PAYROLL TAXES  |        | 1.00     | 918.00    | 918.00          |
| 2026 100% of OVERTIME PAYROLL TAXES  |        | 1.00     | 1,912.50  | 1,912.50        |
| 2026 100% of RATE DIFFERENTIAL PAYROLL TAXES                                       |        | 1.00     | 229.50    | 229.50          |
| 09000900 0900-00000-000-00000-0000-502214-0000 Disability Insurance                |        | 1.00     | 173.28    | 346.56 *        |
| 2026 100% of 1 FTE PUBLIC WORKS EMPLOYEE ASST DPW SUPERINTENDENT EMP631 DISABILITY |        | 1.00     | 173.28    | 173.28          |
| 2026 100% of 1 FTE PUBLIC WORKS EMPLOYEE CLERICAL EMP9996 DISABILITY               |        | 1.00     | 173.28    | 173.28          |
| 09000900 0900-00000-000-00000-0000-502215-0000 Workers' Compensation               |        | 1.00     | 3,495.02  | 59,220.24 *     |
| 2026 100% of 1 FTE CREW LEADER, CDL CLASS A EMP147 WORKERS COMP                    |        | 1.00     | 105.90    | 3,495.02        |
| 2026 100% of 1 FTE TRACTOR TRAILER DRIVER WORKERS COMP                             |        | 1.00     | 7,475.60  | 105.90          |
| 2026 100% of 1 FTE ASST DPW SUPERINTENDENT WORKERS COMP                            |        | 1.00     | 7,534.93  | 7,475.60        |
| 2026 100% of 1 FTE HEAVY EQUIP OP WORKERS COMP                                     |        | 1.00     | 7,534.93  | 7,534.93        |
| 2026 100% of 1 FTE PUBLIC WORKS EMPLOYEE CLERICAL WORKERS COMP                     |        | 1.00     | 7,534.93  | 7,534.93        |
| 2026 100% of 1 FTE TRACTOR TRAILER DRIVER WORKERS COMP                             |        | 1.00     | 5,491.45  | 5,491.45        |
| 2026 100% of 1 FTE LABORER WORKERS COMP  |        | 1.00     | 5,578.26  | 5,578.26        |
| 2026 100% of 1 FTE TRACTOR TRAILER DRIVER WORKERS COMP                             |        | 1.00     | 6,153.65  | 6,153.65        |
| 2026 100% of 1 FTE LABORER WORKERS COMP  |        | 1.00     | 5,283.50  | 5,283.50        |
| 2026 100% of 1 FTE LABORER WORKERS COMP  |        | 1.00     | 5,283.50  | 5,283.50        |
| 2026 100% of 1 FTE LIGHT EQUIP OP, CDL CLASS B WORKERS COMP                        |        | 1.00     | 5,283.50  | 5,283.50        |

\*\*\* Town of Westerly LIVE Database \*\*\*



NEXT YEAR BUDGET DETAIL REPORT

PROJECTION: 26104 FY2025-2026 Transfer Station- Operating

| ACCOUNTS FOR:  | VENDOR | QUANTITY | UNIT COST | 2026 Department |
|--|--------|----------|-----------|-----------------|
| Transfer Station Fund  |        |          |           | 9,480.45 *      |
| 09000900 0900-00000-000-00000-502227-0000 Dental   |        |          |           | 427.05          |
| 2026 100% of 1 FTE ASST DPW  |        | 1.00     | 427.05    |                 |
| SUPERINTENDENT DENTAL  |        |          |           |                 |
| 2026 100% of 1 FTE ADMIN ASST. DENTAL  |        | 1.00     | 376.09    | 376.09          |
| 2026 100% of 1 FTE CREW LEADER, CDL  |        | 1.00     | 1,425.79  | 1,425.79        |
| CLASS A DENTAL   |        |          |           |                 |
| 2026 100% of 1 FTE LABORER DENTAL  |        | 1.00     | 440.11    | 440.11          |
| 2026 100% of 1 FTE LABORER DENTAL  |        | 1.00     | 1,425.79  | 1,425.79        |
| 2026 100% of 1 FTE LABORER DENTAL  |        | 1.00     | 1,255.66  | 1,255.66        |
| 2026 100% of 1 FTE LIGHT EQUIP OP DENTAL   |        | 1.00     | 1,255.66  | 1,255.66        |
| 2026 100% of 1 FTE TRACTOR TRAILER DRIVER DENTAL   |        | 1.00     | 1,255.66  | 1,255.66        |
| 2026 100% of 1 FTE TRACTOR TRAILER   |        | 1.00     | 387.60    | 387.60          |
| 2026 100% of 1 FTE TRACTOR TRAILER DRIVER DENTAL   |        | 1.00     | 1,231.04  | 1,231.04        |
| 09000900 0900-00000-000-00000-502300-0000 Printing & Binding   |        |          |           | 20,000.00 *     |
| Printing and material costs for the designated Town trash bags in compliance with the Chapter 217.5 pay by the bag program |        | 1.00     | 20,000.00 | 20,000.00       |
| 09000900 0900-00000-000-00000-502400-0000 Cleaning Services  |        |          |           | 7,000.00 *      |
| Uniforms and cleaning service for Transfer Station employees   |        | 1.00     | 7,000.00  | 7,000.00        |
| 09000900 0900-00000-000-00000-502500-0000 Professional Development   |        |          |           | 2,000.00 *      |
| Licenses and renewals (RIDLT every 2 years) for truck drivers and equipment operators                                      |        | 1.00     | 2,000.00  | 2,000.00        |
| Certifications, classes and membership renewal for Transfer Station Admin (SWANA)  |        |          |           |                 |
| APWA membership - 2 @ 165  |        |          |           |                 |
| Travel expenses for solid waste conferences  |        |          |           |                 |
| 09000900 0900-00000-000-00000-502650-0000 Maintenance of Equipment   |        |          |           | 25,000.00 *     |
| Maintenance of loaders, trash pump, roll off containers, screener, blowers and power washer                                |        | 1.00     | 25,000.00 | 25,000.00       |

\*\*\* Town of Westerly LIVE Database \*\*\*



NEXT YEAR BUDGET DETAIL REPORT

PROJECTION: 26104 FY2025-2026 Transfer Station- Operating

| ACCOUNTS FOR:    | FUND                              | VENDOR  | QUANTITY | UNIT COST    | 2026 Department |
|------------------|-----------------------------------|---|----------|--------------|-----------------|
| Transfer Station | 0900-00000                        | Maintenance of Building & Impr  |          |              | 25,000.00 *     |
| 09000900         | 0900-00000-0000-00000-502700-0000 | General maintenance of the Transfer Station buildings including paint, hardware, lumber, replacement and repair of light bulbs and ballasts, flags, plants and mulch  | 1.00     | 25,000.00    | 25,000.00       |
| 09000900         | 0900-00000-0000-00000-502750-0000 | Rentals   |          |              | 500.00 *        |
|                  |                                   | Rental of lift equipment to maintain the Transfer Station building  | 1.00     | 500.00       | 500.00          |
|                  |                                   | Miscellaneous equipment rental  |          |              |                 |
| 09000900         | 0900-00000-0000-00000-502850-0000 | LAP Insurance   | 1.00     | 50,093.44    | 50,093.44 *     |
|                  |                                   | Transfer Station portion of LAP Insurance   |          |              | 50,093.44       |
| 09000900         | 0900-00000-0000-00000-502900-0000 | Professional services   | 1.00     | 10,000.00    | 10,000.00 *     |
|                  |                                   | Towing fees to transport heavy equipment for repair   |          |              | 10,000.00       |
|                  |                                   | Specialized repair labor on equipment and vehicles  |          |              |                 |
|                  |                                   | Scale calibration and inspection  |          |              |                 |
| 09000900         | 0900-00000-0000-00000-502947-0000 | Waste Disposal  | 1.00     | 2,000,000.00 | 2,000,000.00 *  |
|                  |                                   | Disposal of trash, demolition, asphalt shingles, leaves, tires, waste oil, rubble, electronics, gas tanks, etc.   |          |              | 2,000,000.00    |
| 09000900         | 0900-00000-0000-00000-502950-0000 | Contractual services  | 1.00     | 10,000.00    | 10,000.00 *     |
|                  |                                   | HVAC repairs and maintenance, alarm inspections, monthly monitoring of security system and pest control, plumbing service, inspection and maintenance of fire extinguishers and replacement of outdated units, water & fuel pump maintenance, testing of well samples for former landfill site, maintenance of garage doors, septic pumping |          |              | 10,000.00       |
| 09000900         | 0900-00000-0000-00000-503020-0000 | Materials   | 1.00     | 500.00       | 500.00 *        |
|                  |                                   | Ice melt for the recycling area   |          |              | 500.00          |
| 09000900         | 0900-00000-0000-00000-503030-0000 | Clothing  | 1.00     | 150.00       | 1,350.00 *      |
|                  |                                   | 2026 100% of 1 FTE CREW LEADER, CDL CLASS A EMP147 CLOTHING ALLOWANCE   |          |              | 150.00          |
|                  |                                   | 2026 100% of 1 FTE TRACTOR TRAILER DRIVER EMP375 CLOTHING ALLOWANCE   | 1.00     | 150.00       | 150.00          |
|                  |                                   | 2026 100% of 1 FTE TRACTOR TRAILER DRIVER EMP3563 CLOTHING ALLOWANCE  | 1.00     | 150.00       | 150.00          |
|                  |                                   | 2026 100% of 1 FTE HEAVY EQUIP OP EMP3897 CLOTHING ALLOWANCE  | 1.00     | 150.00       | 150.00          |
|                  |                                   | 2026 100% of 1 FTE LIGHT EQUIP OP, CDL  | 1.00     | 150.00       | 150.00          |

**NEXT YEAR BUDGET DETAIL REPORT**

PROJECTION: 26104 FY2025-2026 Transfer Station- Operating

| ACCOUNTS FOR:   | VENDOR | QUANTITY | UNIT COST  | 2026 Department |
|---|--------|----------|------------|-----------------|
| Transfer Station Fund   |        |          |            |                 |
| CLASS B EMP4737 CLOTHING ALLOWANCE  |        |          |            |                 |
| 2026 100% of 1 FTE TRACTOR TRAILER DRIVER EMP4800 CLOTHING ALLOWANCE  |        | 1.00     | 150.00     | 150.00          |
| 2026 100% of 1 FTE LABORER EMP4813 CLOTHING ALLOWANCE   |        | 1.00     | 150.00     | 150.00          |
| 2026 100% of 1 FTE LABORER EMP4832 CLOTHING ALLOWANCE   |        | 1.00     | 150.00     | 150.00          |
| 2026 100% of 1 FTE LABORER EMP4833 CLOTHING ALLOWANCE   |        | 1.00     | 150.00     | 150.00          |
| 09000900 0900-00000-000-00000-0000-503070-0000 Fuel & Lubricants Diesel:  |        | 1.00     | 115,000.00 | 115,000.00 *    |
| 09000900 0900-00000-000-00000-0000-503100-0000 Motor Vehicle Parts Replacement parts and tires for Transfer Station vehicles  |        | 1.00     | 130,000.00 | 130,000.00 *    |
| 09000900 0900-00000-000-00000-0000-503110-0000 Medical supplies First aid supplies for the Transfer Station (OSHA compliance)   |        | 1.00     | 500.00     | 500.00 *        |
| 09000900 0900-00000-000-00000-0000-503120-0000 Janitorial Supplies Janitorial supplies for the Transfer Station   |        | 1.00     | 1,000.00   | 1,000.00 *      |
| 09000900 0900-00000-000-00000-0000-503130-0000 Office supplies General office supplies for the Transfer Station including 2 part computer paper to print customer receipts at the scale house   |        | 1.00     | 1,200.00   | 1,200.00 *      |
| 09000900 0900-00000-000-00000-0000-503160-0000 Hardware & Tools Hardware and tools for the Transfer Station (leaf blowers, weed trimmers, brooms, shovels, rakes, etc.)   |        | 1.00     | 4,500.00   | 4,500.00 *      |
| 09000900 0900-00000-000-00000-0000-504037-0000 Transfer Station Improvements Building needs new floors, repairs to the roof and siding, upgrade to the electrical, drains need flushing, water supply upgrades, fire protection, trash deflectors, building fans, and roll up doors installed due to necessary building repairs |        | 1.00     | 200,000.00 | 200,000.00 *    |

\*\*\* Town of Westerly LIVE Database \*\*\*



NEXT YEAR BUDGET DETAIL REPORT

PROJECTION: 26104 FY2025-2026 Transfer Station- Operating

| ACCOUNTS FOR:    | FUND                              | VENDOR   | QUANTITY | UNIT COST  | 2026         | Department   |
|------------------|-----------------------------------|--|----------|------------|--------------|--------------|
| Transfer Station | 0900-00000                        | Computer Hard/Software   | 1.00     | 3,500.00   | 3,500.00 *   | 3,500.00 *   |
| 09000900         | 0900-00000-0000-00000-504080-0000 | Funds to upgrade and maintain the software program that runs the scale house operation at the Transfer Station Training on Paradigm Software Program | 1.00     | 3,500.00   | 3,500.00     | 3,500.00     |
| 09000900         | 0900-00000-0000-00000-504598-0000 | Transfer Station Equipment   | 1.00     | 50,000.00  | 50,000.00 *  | 50,000.00 *  |
|                  |                                   | Walk Behind Mower \$9,000  |          |            |              |              |
|                  |                                   | Magnet/Broom Loader attachment \$27,000  |          |            |              |              |
|                  |                                   | Blower \$14,000  |          |            |              |              |
| 09000900         | 0900-00000-0000-00000-504901-0000 | Credit Card Processing Fees  | 1.00     | 20,000.00  | 20,000.00 *  | 20,000.00 *  |
|                  |                                   | Credit card processing fees for the Transfer Station   |          |            |              |              |
| 09000900         | 0900-00000-0000-00000-505010-0000 | Principal  | 1.00     | 217,562.28 | 217,562.28 * | 217,562.28 * |
|                  |                                   | 2021 CalFirst BL01444-21 Princ = 25,919.34;  |          |            |              |              |
|                  |                                   | Int = 857.93   |          |            |              |              |
|                  |                                   | 2022 CalFirst BL01444-22 Princ = 45,050.14;  |          |            |              |              |
|                  |                                   | Int = 1,579.01   |          |            |              |              |
|                  |                                   | 2023 CalFirst BL01444-24 Princ = 33,627.28;  |          |            |              |              |
|                  |                                   | Int = 3928.58  |          |            |              |              |
|                  |                                   | 2024 CalFirst BL01444-26 Princ = 35,141.82;  |          |            |              |              |
|                  |                                   | Int = 7,710.54   |          |            |              |              |
|                  |                                   | 2025 CalFirst BL01444-28 Princ = 77,823.70   |          |            |              |              |
|                  |                                   | Int = 25,105.62  |          |            |              |              |
| 09000900         | 0900-00000-0000-00000-505025-0000 | Interest - Capital Lease   | 1.00     | 39,181.68  | 39,181.68 *  | 39,181.68 *  |
|                  |                                   | 2021 CalFirst BL01444-21 = 857.93  |          |            |              |              |
|                  |                                   | 2022 CalFirst BL01444-22 = 1,579.01  |          |            |              |              |
|                  |                                   | 2023 CalFirst BL01444-24 = 3,928.58  |          |            |              |              |
|                  |                                   | 2024 CalFirst BL01444-26 = 7,710.54  |          |            |              |              |
|                  |                                   | 2025 CalFirst BL01444-28 = 25,105.62   |          |            |              |              |
| 09000900         | 0900-00000-0000-00000-505134-0000 | Admin Pension  | 1.00     | 8,720.12   | 8,720.12     | 14,235.90 *  |
|                  |                                   | 2026 100% of 1 FTE ASST DPW SUPERINTENDENT EMP631 401A ADMIN   |          |            |              | 8,720.12     |
|                  |                                   | 2026 100% of 1 FTE ASST DPW ADMIN ASSIST EMP9996 401A ADMIN  | 1.00     | 5,515.78   | 5,515.78     | 5,515.78     |

\*\*\* Town of Westerly LIVE Database \*\*\*

NEXT YEAR BUDGET DETAIL REPORT

PROJECTION: 26104 FY2025-2026 Transfer Station- Operating

| ACCOUNTS FOR:  | VENDOR | QUANTITY | UNIT COST | 2026 Department      |
|--|--------|----------|-----------|----------------------|
| Transfer Station Fund  |        |          |           | 68,702.40 *          |
| 09000900 0900-00000-0000-00000-0000-505136-0000 Local 808 Pension        |        | 1.00     | 7,633.60  | 7,633.60             |
| 2026 100% of 1 FTE CREW LEADER, CDL                                      |        |          |           |                      |
| CLASS A EMP147 PENSION & ANNUITY   |        | 1.00     | 7,633.60  | 7,633.60             |
| 2026 100% of 1 FTE TRACTOR TRAILER                                       |        |          |           |                      |
| DRIVER EMP375 PENSION & ANNUITY  |        | 1.00     | 7,633.60  | 7,633.60             |
| 2026 100% of 1 FTE TRACTOR TRAILER                                       |        |          |           |                      |
| DRIVER EMP3563 PENSION & ANNUITY   |        | 1.00     | 7,633.60  | 7,633.60             |
| 2026 100% of 1 FTE HEAVY EQUIP OPERATOR                                  |        |          |           |                      |
| EMP3897 PENSION & ANNUITY  |        | 1.00     | 7,633.60  | 7,633.60             |
| 2026 100% of 1 FTE LIGHT EQUIP OPERATOR                                  |        |          |           |                      |
| EMP4737 PENSION & ANNUITY  |        | 1.00     | 7,633.60  | 7,633.60             |
| 2026 100% of 1 FTE TRACTOR TRAILER                                       |        |          |           |                      |
| DRIVER EMP4800 PENSION & ANNUITY   |        | 1.00     | 7,633.60  | 7,633.60             |
| 2026 100% of 1 FTE LABORER EMP4813                                       |        |          |           |                      |
| PENSION & ANNUITY  |        | 1.00     | 7,633.60  | 7,633.60             |
| 2026 100% of 1 FTE LABORER EMP4832                                       |        |          |           |                      |
| PENSION & ANNUITY  |        | 1.00     | 7,633.60  | 7,633.60             |
| 2026 100% of 1 FTE LABORER EMP4833                                       |        |          |           |                      |
| PENSION & ANNUITY  |        | 1.00     | 7,633.60  | 7,633.60             |
| 09000900 0900-00000-0000-00000-0000-505300-0000 Fees/Registration        |        | 1.00     | 4,000.00  | 4,000.00 *           |
| Registration and fees  |        |          |           | 4,000.00             |
| Transfer Station Renewal every three                                     |        |          |           |                      |
| years  |        |          |           |                      |
| 09000900 0900-00000-0000-00000-0000-508606-0000 Vehicle Replacement Plan |        | 1.00     | 95,000.00 | 95,000.00 *          |
| 5 year lease, Loader \$340,622, Trailer                                  |        |          |           | 95,000.00            |
| \$110,000  |        |          |           |                      |
| 09000900 0900-00000-0000-00000-549640-0000 Safety Supplies               |        | 1.00     | 4,000.00  | 4,000.00 *           |
| Safety Equipment for 8 Employees   |        |          |           | 4,000.00             |
| Class 2 vests \$17, MSA hard hats \$25, sa                               |        |          |           |                      |
| glasses \$12 2 ea, safety gloves \$25, ear                               |        |          |           |                      |
| protection \$25, class 3 sweatshirt \$44,                                |        |          |           |                      |
| rain gear \$90, class 3 t-shirts \$20 4 ea                               |        |          |           |                      |
| jackets \$70   |        |          |           |                      |
| <b>TOTAL Transfer Station Fund</b>                                       |        |          |           | <b>.00</b>           |
| <b>TOTAL REVENUE</b>   |        |          |           | <b>-4,131,759.21</b> |
| <b>TOTAL EXPENSE</b>   |        |          |           | <b>4,131,759.21</b>  |
| <b>GRAND TOTAL</b>   |        |          |           | <b>.00</b>           |

